





Design classics born from passion



In the 1950s, an iconic designer and a traditional Danish hardware manufacturer came together to form a fascinating partnership, through a passion for true handcraft and both striving towards perfection. The hardware manufacturer saw an opportunity for future cooperation and soon the first designed Carl F lever handle came into being. The Arne Jacobsen lever handle.

For Carl F this meeting constituted the beginning of an iconic collection of beautifully designed lever handles – Collection of IKONS. All made between 1950 and today by strong creative forces within design and architecture. The collection combines function and beauty and can be found in many architecturally acclaimed buildings around the world. Each lever handle is unique and based on a wide spectrum of design traditions.

We would like to invite you into the amazing world of Collection of IKONS, where you can discover the unique lever handles and experience the ideas and inspiration behind the development of the handles. You will also have the opportunity to get acquainted with the architects and the designers of the lever handles better.







Arne Jacobsen


For more than half of the 20th century Arne Jacobsen was the driving force in Danish design and architecture. And now, more than 30 years after his death, Arne Jacobsen's designs are seen, both in Denmark and the rest of the world, as being at the epitome of Danish design.

Arne Jacobsen's designs have long been undisputed. The designs are considered 20th century icons - timeless and with classical elegance.

Arne Jacobsen was known for designing all aspects of his buildings. He based his work on the idea that the final image of "a house" was dependent upon all details being in place. One of the most distinguished examples is the SAS Royal Hotel (opened in 1961), where he created the Egg, the Swan, and the Arne Jacobsen lever handle to fulfil this image.

Arne Jacobsen's design is characterised by his intuitive scanning of the outer limitations of the form of an idea, its technology, and material. This is the design basis of the Arne Jacobsen lever handle, which was designed based on the shape of the palm gripping a lever handle. This has resulted in a beautiful and ergonomic lever handle.

The lever handle as well as thumb turns and toilet indicators are available in both nickel plated, and polished brass.







PLH Architects

PLH is a Danish architectural practice with an international scope. With more than 25 years of experience, PLH has established a solid and competent knowledge bank, which is continually expanding through new and varied projects.

PLH's competencies cover a vast range of disciplines from architecture and workplace design to advisory services and product design. All projects are based on an ambition to create solutions, which are at all times related to the scale of the location and needs of the user.

The PLH lever handle was designed in 2004. It was based on the idea of creating a simple lever handle that is user friendly. The result is a handle with an organic shape, which has good aesthetic qualities and is appealing. The lever handle comes in two varieties – nickel plated and polished brass. The series also includes nickel plated and polished brass thumb turns and toilet indicators.






Jean Nouvel

After winning the 2008 Pritzker Prize, French Architect Jean Nouvel has entered the architecture “hall of fame”. Often being described as the “Nobel prize of architecture”, the Pritzker sets a precedence of quality and detail along with industry-wide fame and recognition.

Jean Nouvel is a contemporary architectural master. He creates bold striking buildings of glass and steel that also manage to be integrally connected to their surroundings. His modern structures offer a signature play of transparency, light, and shadow. He combines rigorous geometry and the latest industrial materials with drama and visual excitement. The structures honour the urban richness and vitality that surrounds them which engage but never overwhelm their historic surroundings. Examples include the institute du Monde Arabe and the Cartier Foundation in Paris, along with Lyon Opera House.

Jean Nouvel’s design methods are also applicable to architectural products. The lever handle is a fine example. A singular and innovative interior accessory, that combines exquisite detail, with comfort and use.

The lever handle is designed for the DR Concert house in Copenhagen. Different finishes are available in brushed stainless steel, essence of teak, oak and beech woods.








Aarstiderne Architects

Danish practice Aarstiderne Architects, are represented throughout the Nordic countries and work in the fields of design, urban planning and landscape planning as well as architecture. Their multi-disciplinary approach drives them to make integrated design solutions. This continuity of expression extends from each detail to the entirety – from lever handles to building volumes and environment.

The lever handle from Aarstiderne Architects takes its inspiration in form and material from the branches of a tree. The organic character of the lever handle supplements the architectural experience and adds warmth to the function.

The lever handle comes in four different varieties – teak, ash, oak and stainless steel, all selected with Aarstiderne Architects' sense of detail and focus on completeness, making it a perfect part of an integrated architectural concept.







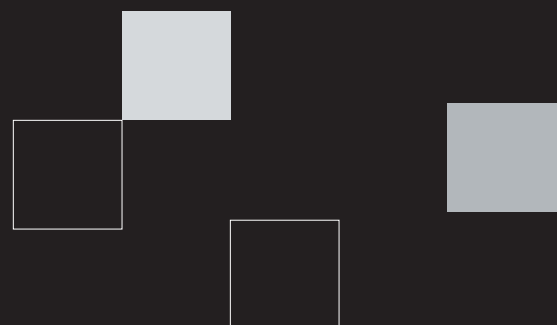
schmidt hammer lassen design

For more than 20 years, schmidt hammer lassen architects design has been one of Scandinavia's leading and most award winning architectural design houses. Their passion for a holistic and unique architecture, with an emphasis on the interaction between the building, its occupants, its surroundings, and the Scandinavian light, has given them international recognition.

The lever handle from schmidt hammer lassen was originally designed for ARoS - Århus Art Museum, which was inaugurated in 2004. The concept behind the lever handle was to create a unique, functional, and simple design which, in the given context, would lend visual balance for experiencing art, and later find broad use in both new and old buildings.

Despite its angular and immediate impression of sharpness, the handle gives the user a welcoming and friendly reception. The edges are rounded off, so the contrast with the angular appearance gives a surprisingly "soft" experience when used which is emphasized by the impeccable functionality.

The series consists of lever handle, thumb turn, toilet indicator, and back plates.







Annelise Bjørner



Annelise Bjørner graduated from the School of Architecture at the Royal Academy of Fine Arts, Copenhagen in 1957 and has become known for her work with hardware, silver and furniture since 1962.

Working in co-operation with Rigmor Andersen, Annelise has famously designed furniture and silver and was jointly awarded the Eckersberg Medal in 1968. The work includes the design of a special cutlery series and cabinet as a present from the Danish National Bank on the occasion of Crown Princess Margrethe II's marriage to Prince Henry in 1967. The silver cutlery since became known as the Margrethe design, and is a part of the Georg Jensen portfolio. Annelise Bjørner has also designed for Georg Jensen from 1971 to 2003.

In 1972, Carl F launched a further development of the Annelise Bjørner lever handle, which was originally a part of her trainee work from the design line at the Royal Academy of Fine Arts.

The aim was for the design to express its function in a simple way and that simple planes and curves should have a clear and well-defined interplay with each other to create an elegant classic form.

The series includes lever handle, thumb turns, toilet indicators, and backplates.





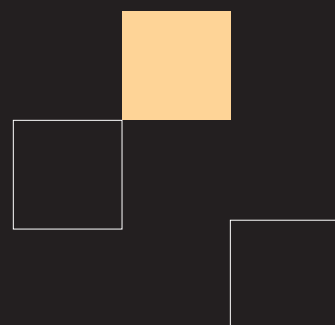
ONEN

ONEN is a small architecture and design studio, emerging from the firm 3XN, which its owner helped to establish in 1986. In 2003 the partners of 3XN split amicably. One of the partners took over and established ONEN which continued to build on the designs and design concepts that had been developed during the 3XN period.

ONEN works primarily with building-related design, and their goal is to develop products that provide simple answers to complex problems. They start with the idea that products should support and accentuate the architecture, whether they appear as a minimalistic or more expressive component.

The ONEN-handle was introduced in 2003, and has been used in Deloitte's administrative office in Denmark, as well as in several housing developments and 3XN's buildings. The goal was to create a flat handle as an alternative to the many rounded handles already available. The challenge was to combine round and flat forms in a form of expression that would seem both simple and elegant.

The lever handle, as well as thumb turn and toilet indicator, are a part of the ONEN-handle series.







Vilhelm Lauritzen Architects

Vilhelm Lauritzen Architects (VLA) was founded in 1922. Vilhelm Lauritzen Architects has become known as one of the best representatives of Scandinavian Modernism, which continues to be a source of inspiration for the design studio.

Vilhelm Lauritzen's timeless virtues together with modern goals and methods are seen in; the materials and details, the elegant and intimate use of space, cooperation with the best engineers, and curiosity with respect to form and function.

That Vilhelm Lauritzen was one of the really great architects among his contemporaries which can be seen in the fact that several of his works are protected today, including Terminal 39 in Copenhagen's Airport, and the Radio House on Rosenørns Allé.

This curiosity for form and function that has been part of the evolution of VLA to the design house that it is today, can also be seen in the VLA lever handle, which has been produced with a timeless design in black plastic material, a relatively new material that only a few have tried to use to date.

In addition to the lever handle, the series consists of thumb turns, toilet indicators, rose plates and pull handle.






CUBO

Cubo Architects push the envelope on technological possibility while staying true to the sensuous tradition of craftsmanship as an integral part of detailed Danish architecture.

The lever handle was designed in 2006 based on Cubo's interest in working with pure geometries. Following the wish to enrich and influence the action of opening a door, when a blade of steel is subjected to a turn, and a twist, creating a form, which is immediate and simple. The lever handle creates delight and surprise in the interaction between the user and an ordinary event.

The Cubo lever handle is supplemented in the series by thumb turns, toilet indicators, and window handles.





Henning Larsen Architects

Since 1959, Henning Larsen has been considered one of Denmark's leading architects.

Henning Larsen Architects has won countless national and international awards for its unique architecture, and is known for having designed, among other things, the Foreign Ministry building in Riyadh, Saudi Arabia, Nordea's headquarters, the IT University and the Opera House in Copenhagen.


Henning Larsen Architects works with the goal of creating a beautiful and functional physical environment, from master plans to buildings, including furnishings and industrial design.

The Henning Larsen lever handle was designed in 1966 for Nordea's new main office in Copenhagen, and has since been used in many buildings, including the Copenhagen Opera House. The background for the design was to create a simple and unique handle with a slim profile.

The series consists of lever handles, thumb turns, toilet indicators, door stop, wall stop, and pull handles.



Arne Jacobsen




Item number	Description	Center measurement	Roses	Spindle	Door thickness	Material	Surface	Pack size
12404074011	Lever handle 97 mm		w/o rose, w/thread	8x8 mm	35-65 mm	Brass	Nickel plated	Set
12404574003	Lever handle 97 mm		w/o rose, w/thread	8x8 mm	35-65 mm	Brass	Nickel plated	Set
12404474030	Lever handle 97 mm	cc 30 mm	Solid, w/ball bearing	8x8 mm	35-65 mm	Brass	Nickel plated	Set
12404474038	Lever handle 97 mm	cc 38 mm	Solid, w/ball bearing	8x8 mm	35-65 mm	Brass	Nickel plated	Set
12404374001	Lever handle 97 mm	cc 30/38 mm	Snap on cover	8x8 mm	35-65 mm	Brass	Nickel plated	Set
12404874010	Lever handle 97 mm		F17S*	8x8 mm	35-65 mm	Brass	Nickel plated	Set
12405574004	Lever handle 111 mm		w/o rose, w/thread	8x8 mm	35-65 mm	Brass	Nickel plated	Set
12405074011	Lever handle 111 mm	cc 30 mm	Solid, w/ball bearing	8x8 mm	35-65 mm	Brass	Nickel plated	Set
12405474030	Lever handle 111 mm	cc 30 mm	Solid, w/ball bearing	8x8 mm	35-65 mm	Brass	Nickel plated	Set
12405474038	Lever handle 111 mm	cc 38 mm	Solid, w/ball bearing	8x8 mm	35-65 mm	Brass	Nickel plated	Set
12405374003	Lever handle 111 mm	cc 30/38 mm	Snap on cover	8x8 mm	35-65 mm	Brass	Nickel plated	Set
12405874010	Lever handle 111 mm		F17S*	8x8 mm	35-65 mm	Brass	Nickel plated	Set
12404701001	Lever handle 97 mm		w/o rose, w/thread	8x8 mm	35-65 mm	Brass	Polished	Set
12404201030	Lever handle 97 mm	cc 30 mm	Solid, w/ball bearing	8x8 mm	35-65 mm	Brass	Polished	Set
12404201038	Lever handle 97 mm	cc 38 mm	Solid, w/ball bearing	8x8 mm	35-65 mm	Brass	Polished	Set
12404101002	Lever handle 97 mm	cc 30/38 mm	Snap on cover	8x8 mm	35-65 mm	Brass	Polished	Set
12404801010	Lever handle 97 mm		F17S*	8x8 mm	35-65 mm	Brass	Polished	Set
12405701006	Lever handle 111 mm		w/o rose, w/thread	8x8 mm	35-65 mm	Brass	Polished	Set
12405201030	Lever handle 111 mm	cc 30 mm	Solid, w/ball bearing	8x8 mm	35-65 mm	Brass	Polished	Set
12405201038	Lever handle 111 mm	cc 38 mm	Solid, w/ball bearing	8x8 mm	35-65 mm	Brass	Polished	Set
12405101004	Lever handle 111 mm	cc 30/38 mm	Snap on cover	8x8 mm	35-65 mm	Brass	Polished	Set
12405801010	Lever handle 111 mm		F17S*	8x8 mm	35-65 mm	Brass	Polished	Set

* Ready to order Q1 2010

Item number	Description	Center measurement	Roses	Door thickness	For lock case	Material	Surface	Pack size	Comments
06203202202	Toilet indicator	cc 30 mm	Solid	34 - 45 mm	5 mm spindle, 90°	Brass	Nickel plated	Set	
06203202300	Toilet indicator	cc 30 mm	Snap on cover	34 - 45 mm	5 mm spindle, 90°	Brass	Nickel plated	Set	
06203202380	Toilet indicator	cc 38 mm	Snap on cover	34 - 45 mm	8 mm spindle, 90°	Brass	Nickel plated	Set	
08620320001	Toilet indicator	cc 38 mm	Snap on cover	34 - 45 mm	8 mm spindle, 90°	Brass	Nickel plated	Set	w/o indicator
06203301207	Toilet indicator	cc 30 mm	Solid	34 - 45 mm	5 mm spindle, 90°	Brass	Polished	Set	
06203301300	Toilet indicator	cc 30 mm	Snap on cover	34 - 45 mm	5 mm spindle, 90°	Brass	Polished	Set	
06203301380	Toilet indicator	cc 38 mm	Snap on cover	34 - 45 mm	8 mm spindle, 90°	Brass	Polished	Set	

Item number	Description	Center measurement	Roses	For lock case	Material	Surface	Pack size
06191702130	Thumb turn	cc 30 mm	Solid	5 mm spindle, 90°	Brass	Nickel plated	Pc.
06191801131	Thumb turn	cc 30 mm	Solid	5 mm spindle, 90°	Brass	Polished	Pc.



PLH Architects



Item number	Description	Center measurement	Roses	Spindle	Door thickness	Material	Surface	Pack size
12414274017	Lever handle		w/o rose	8 x 8 mm	35 - 60 mm	Brass	Nickel plated	Set
12414074019	Lever handle	cc 30 mm	Solid	8 x 8 mm	35 - 60 mm	Brass	Nickel plated	Set
12414174006	Lever handle	cc 30/38 mm	Snap on cover	8 x 8 mm	35 - 60 mm	Brass	Nickel plated	Set
12414874010	Lever handle		F17S	8 x 8 mm	35 - 60 mm	Brass	Nickel plated	Set
12414201008	Lever handle		w/o rose	8 x 8 mm	35 - 60 mm	Brass	Polished	Set
12414001019	Lever handle	cc 30 mm	Solid	8 x 8 mm	35 - 60 mm	Brass	Polished	Set
12414101005	Lever handle	cc 30/38 mm	Snap on cover	8 x 8 mm	35 - 60 mm	Brass	Polished	Set
12414801010	Lever handle		F17S	8 x 8 mm	35 - 60 mm	Brass	Polished	Set

* Ready to order Q1 2010

Item number	Description	Variant	Center measurement	Roses	Door thickness	For lock case	Material	Surface	Pack size
06202202127	Toilet indicator		cc 30 mm	Solid	34 - 45 mm	5 mm spindle, 180°	Brass	Nickel plated	Set
06202202130	Toilet indicator		cc 30 mm	Solid	34 - 45 mm	5 mm spindle, 90°	Brass	Nickel plated	Set
06202302130	Toilet indicator	Disabled	cc 30 mm	Solid	34 - 45 mm	5 mm spindle, 90°	Brass	Nickel plated	Set
06202202402	Toilet indicator		cc 38 mm	Snap on cover	34 - 45 mm	8 mm spindle, 90°	Brass	Nickel plated	Set
06202302401	Toilet indicator	Disabled	cc 38 mm	Snap on cover	34 - 45 mm	8 mm spindle, 90°	Brass	Nickel plated	Set
06202201027	Toilet indicator		cc 30 mm	Solid	34 - 45 mm	5 mm spindle, 180°	Brass	Polished	Set
06202201030	Toilet indicator		cc 30 mm	Solid	34 - 45 mm	5 mm spindle, 90°	Brass	Polished	Set
06202201273	Toilet indicator		cc 30 mm	Snap on cover	34 - 45 mm	5 mm spindle, 180°	Brass	Polished	Set
06202301030	Toilet indicator	Disabled	cc 30 mm	Solid	34 - 45 mm	5 mm spindle, 90°	Brass	Polished	Set
06202201405	Toilet indicator		cc 38 mm	Snap on cover	34 - 45 mm	8 mm spindle, 90°	Brass	Polished	Set
06202301403	Toilet indicator	Disabled	cc 38 mm	Snap on cover	34 - 45 mm	8 mm spindle, 90°	Brass	Polished	Set

Item number	Description	Variant	Center measurement	Roses	For lock case	Material	Surface	Pack size
06194002130	Thumb turn		cc 30 mm	Solid	5 mm spindle, 90°	Brass	Nickel plated	Pc.
06194102130	Thumb turn	Disabled	cc 30 mm	Solid	5 mm spindle, 90°	Brass	Nickel plated	Pc.
06194001030	Thumb turn		cc 30 mm	Solid	5 mm spindle, 90°	Brass	Polished	Pc.
06194101030	Thumb turn	Disabled	cc 30 mm	Solid	5 mm spindle, 90°	Brass	Polished	Pc.



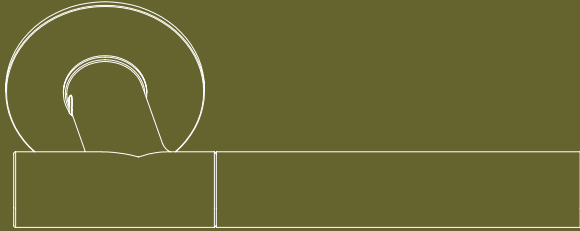
Jean Nouvel



Item number	Description	Center measurement	Roses	Spindle	Door thickness	Material	Surface	Pack size
12418202010	Lever handle SS		w/o rose	8 x 8 mm	35 - 60 mm	AISI 304	Satin finish	Set
12418002010	Lever handle SS	cc 30 mm	Solid	8 x 8 mm	35 - 60 mm	AISI 304	Satin finish	Set
12418102010	Lever handle SS	cc 30/38 mm	Snap on cover	8 x 8 mm	35 - 60 mm	AISI 304	Satin finish	Set
12418802010	Lever handle SS		FI7S*	8 x 8 mm	35 - 60 mm	AISI 304	Satin finish	Set
12418233013	Lever handle Teak		w/o rose	8 x 8 mm	35 - 60 mm	Wood	Oiled wood	Set
12418033013	Lever handle Teak	cc 30 mm	Solid	8 x 8 mm	35 - 60 mm	Wood	Oiled wood	Set
12418133013	Lever handle Teak	cc 30/38 mm	Snap on cover	8 x 8 mm	35 - 60 mm	Wood	Oiled wood	Set
12418833010	Lever handle Teak		FI7S*	8 x 8 mm	35 - 60 mm	Wood	Oiled wood	Set
12418237012	Lever handle Oak		w/o rose	8 x 8 mm	35 - 60 mm	Wood	Oiled wood	Set
12418037012	Lever handle Oak	cc 30 mm	Solid	8 x 8 mm	35 - 60 mm	Wood	Oiled wood	Set
12418137012	Lever handle Oak	cc 30/38 mm	Snap on cover	8 x 8 mm	35 - 60 mm	Wood	Oiled wood	Set
12418837010	Lever handle Oak		FI7S*	8 x 8 mm	35 - 60 mm	Wood	Oiled wood	Set
12418246011	Lever handle Beech		w/o rose	8 x 8 mm	35 - 60 mm	Wood	Oiled wood	Set
12418046011	Lever handle Beech	cc 30 mm	Solid	8 x 8 mm	35 - 60 mm	Wood	Oiled wood	Set
12418146011	Lever handle Beech	cc 30/38 mm	Snap on cover	8 x 8 mm	35 - 60 mm	Wood	Oiled wood	Set
12418846010	Lever handle Beech		FI7S*	8 x 8 mm	35 - 60 mm	Wood	Oiled wood	Set

* Ready to order Q1 2010

Item number	Description	Variant	Center measurement	Roses	Rose size	Spindle hole	Material	Surface	Pack size	Comments	Supplementary accessories
00875402088	Window handle SS	Straight	cc 43 mm	Solid	22 x 65 mm	8 x 8 mm	AISI 304	Satin finish	Pc.	w/o spindle	Spindles (7 x 7, 8 x 8), reduction bush 7/8
00875433088	Window handle Teak	Straight	cc 43 mm	Solid	22 x 65 mm	8 x 8 mm	Wood	Oiled wood	Pc.	w/o spindle	Spindles (7 x 7, 8 x 8), reduction bush 7/8
00875437088	Window handle Oak	Straight	cc 43 mm	Solid	22 x 65 mm	8 x 8 mm	Wood	Oiled wood	Pc.	w/o spindle	Spindles (7 x 7, 8 x 8), reduction bush 7/8
00875446088	Window handle Beech	Straight	cc 43 mm	Solid	22 x 65 mm	8 x 8 mm	Wood	Oiled wood	Pc.	w/o spindle	Spindles (7 x 7, 8 x 8), reduction bush 7/8



Aarstiderne Architects



Item number	Description	Center measurement	Roses	Spindle	Door thickness	Material	Surface	Pack size
12409233016	Lever handle Teak		w/o rose	8 x 8 mm	35 - 60 mm	Wood/AISI 304	Teak/Satin finish	Set
12409033013	Lever handle Teak	cc 30 mm	Solid	8 x 8 mm	35 - 60 mm	Wood/AISI 304	Teak/Satin finish	Set
12409133303	Lever handle Teak	cc 30/38 mm	Snap on cover	8 x 8 mm	35 - 60 mm	Wood/AISI 304	Teak/Satin finish	Set
12409833010	Lever handle Teak		F17S*	8 x 8 mm	35 - 60 mm	Wood/AISI 304	Teak/Satin finish	Set
12409237014	Lever handle Oak		w/o rose	8 x 8 mm	35 - 60 mm	Wood/AISI 304	Oak/Satin finish	Set
12409037011	Lever handle Oak	cc 30 mm	Solid	8 x 8 mm	35 - 60 mm	Wood/AISI 304	Oak/Satin finish	Set
12409137301	Lever handle Oak	cc 30/38 mm	Snap on cover	8 x 8 mm	35 - 60 mm	Wood/AISI 304	Oak/Satin finish	Set
12409837010	Lever handle Oak		F17S*	8 x 8 mm	35 - 60 mm	Wood/AISI 304	Oak/Satin finish	Set
12409247014	Lever handle Ash		w/o rose	8 x 8 mm	35 - 60 mm	Wood/AISI 304	Ash/Satin finish	Set
12409047012	Lever handle Ash	cc 30 mm	Solid	8 x 8 mm	35 - 60 mm	Wood/AISI 304	Ash/Satin finish	Set
12409147302	Lever handle Ash	cc 30/38 mm	Snap on cover	8 x 8 mm	35 - 60 mm	Wood/AISI 304	Ash/Satin finish	Set
12409847010	Lever handle Ash		F17S*	8 x 8 mm	35 - 60 mm	Wood/AISI 304	Ash/Satin finish	Set
12409202019	Lever handle SS		w/o roses	8 x 8 mm	35 - 60 mm	AISI 304	Satin finish	Set
12409002017	Lever handle SS	cc 30 mm	Solid	8 x 8 mm	35 - 60 mm	AISI 304	Satin finish	Set
12409102018	Lever handle SS	cc 30/38 mm	Snap on cover	8 x 8 mm	35 - 60 mm	AISI 304	Satin finish	Set
12409802010	Lever handle SS		F17S*	8 x 8 mm	35 - 60 mm	AISI 304	Satin finish	Set

* Ready to order Q1 2010



schmidt hammer lassen



Item number	Description	Center measurement	Dimension	Roses	Spindle	Door thickness	Material	Surface	Pack size
12416274050	Lever handle			w/o rose	8 x 8 mm	35 - 50 mm	Brass	Nickel plated	Set
12416074040	Lever handle	cc 30 mm	Boda	Solid - 55 x 55 mm	8 x 8 mm	35 - 50 mm	Brass	Nickel plated	Set
12416074050	Lever handle	cc 30 mm		Solid - 55 x 55 mm	8 x 8 mm	35 - 50 mm	Brass	Nickel plated	Set
12416074380	Lever handle	cc 38 mm		Solid - 55 x 55 mm	8 x 8 mm	35 - 50 mm	Brass	Nickel plated	Set

Item number	Description	Model	Variant	Lever handle placement	Distance (X)	Height	Width	Thickness	Material	Surface	Pack size
12436202018	Back plate	w/nylon bearing	w/o cyl. hole	From bottom 60 mm		220 mm	60 mm	2 mm	AISI 304	Satin finish	Pc.
12436202091	Back plate	w/nylon bearing	w/oval cyl. hole	From bottom 60 mm	105 mm	220 mm	60 mm	2 mm	AISI 304	Satin finish	Pc.
12436202130	Back plate	w/nylon bearing	w/thumb turn	From bottom 60 mm	105 mm	220 mm	60 mm	2 mm	AISI 304	Satin finish	Pc.
12436202233	Back plate	w/nylon bearing	w/oval cyl. hole, w/thumb turn	From bottom 60 mm	105 mm	220 mm	60 mm	2 mm	AISI 304	Satin finish	Set
12436202244	Back plate	w/nylon bearing	w/hole f/cyl. ring, w/thumb turn	From bottom 60 mm	105 mm	220 mm	60 mm	2 mm	AISI 304	Satin finish	Set
12436202255	Back plate	w/nylon bearing	w/toilet thumb turn, w/toilet indicator	From bottom 60 mm	105 mm	220 mm	60 mm	2 mm	AISI 304	Satin finish	Set
12436202292	Back plate	w/nylon bearing	w/hole f/cyl. ring	From bottom 60 mm	111 mm	220 mm	60 mm	2 mm	AISI 304	Satin finish	Pc.
12436202000	Back plate		w/2 x hole f/cyl. ring		111 mm	220 mm	60 mm	2 mm	AISI 304	Satin finish	Pc.
12436302010	Back plate	w/nylon bearing	w/o cyl. ring	From top 80 mm		220 mm	60 mm	2 mm	AISI 304	Satin finish	Pc.
12436302055	Back plate	w/nylon bearing	w/key hole	From top 80 mm	72 mm	220 mm	60 mm	2 mm	AISI 304	Satin finish	Pc.
12436302266	Back plate	w/nylon bearing	w/PZ cyl. hole	From top 80 mm	72 mm	220 mm	60 mm	2 mm	AISI 304	Satin finish	Pc.
12436302411	Back plate	w/nylon bearing	w/toilet indicator, 5 mm spindle, 90°	From top 80 mm	72 mm	220 mm	60 mm	2 mm	AISI 304	Satin finish	Pc.
12436302455	Back plate	w/nylon bearing	w/toilet thumb turn, 5 mm spindle, 90°	From top 80 mm	72 mm	220 mm	60 mm	2 mm	AISI 304	Satin finish	Pc.
12436302433	Back plate	w/nylon bearing	w/toilet indicator, 5 mm spindle, 90°	From top 80 mm	78 mm	220 mm	60 mm	2 mm	AISI 304	Satin finish	Pc.
12436302477	Back plate	w/nylon bearing	w/toilet thumb turn, 5 mm spindle, 90°	From top 80 mm	78 mm	220 mm	60 mm	2 mm	AISI 304	Satin finish	Pc.
12437702011	Back plate	w/nylon bearing	w/o cyl. hole	From top 34 mm		220 mm	60 mm	2 mm	AISI 304	Satin finish	Pc.
12437702055	Back plate	w/nylon bearing	w/key hole	From top 34 mm	72 mm	220 mm	60 mm	2 mm	AISI 304	Satin finish	Pc.
12437702266	Back plate	w/nylon bearing	w/PZ cyl. hole	From top 34 mm	72 mm	220 mm	60 mm	2 mm	AISI 304	Satin finish	Pc.
12437702511	Back plate	w/nylon bearing	w/toilet indicator, 8 mm spindle, 90°	From top 34 mm	78 mm	220 mm	60 mm	2 mm	AISI 304	Satin finish	Pc.
12437702555	Back plate	w/nylon bearing	w/toilet thumb turn, 8 mm spindle, 90°	From top 34 mm	78 mm	220 mm	60 mm	2 mm	AISI 304	Satin finish	Pc.
12437702977	Back plate	w/nylon bearing	w/PZ cyl. hole	From top 34 mm	55 mm	220 mm	60 mm	2 mm	AISI 304	Satin finish	Pc.

Item number	Description	Variant	Center measurement	Dimension	Door thickness	For lock case	Hole for screws	Material	Surface	Pack size	Comments	Supplementary accessories
12417002142	Rose	Solid	cc 30 mm	55 x 55 mm	Until 80 mm	Boda		AISI 304	Satin finish	Set	Delivered w/section bolt	12416274050 Lever handle w/o roses
12417002151	Rose	Solid	cc 30 mm	55 x 55 mm	Until 80 mm	ASSA		AISI 304	Satin finish	Set	Delivered w/section bolt	12416274050 Lever handle w/o roses
12417002187	Rose	Solid	cc 38 mm	55 x 55 mm	Until 80 mm	DIN		AISI 304	Satin finish	Set	Delivered w/section bolt	12416274050 Lever handle w/o roses
12493002030	Cover rose	Solid	cc 30 mm	55 x 55 mm			M4 or csk. 3,0 mm	AISI 304	Satin finish	Pc.	Delivered w/o screws	124160 Lever handle
12493002999	Cover rose	Solid	cc 30 mm	55 x 55 mm	Until 80 mm			AISI 304	Satin finish	Set	Delivered w/section bolt	124160 Lever handle

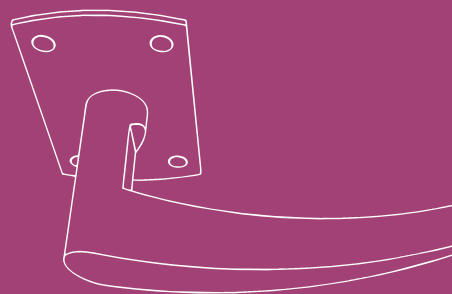
Item number	Description	Variant	Center measurement	Roses	Side definition	Door thickness	For lock case	Material	Surface	Pack size
06202602166	Toilet indicator		cc 30 mm	Solid		34 - 45 mm	5 mm spindle, 90°	Brass	Nickel plated	Set
06202602144	Toilet indicator	Disabled	cc 30 mm	Solid	RH	34 - 45 mm	5 mm spindle, 90°	Brass	Nickel plated	Set
06202602155	Toilet indicator	Disabled	cc 30 mm	Solid	LH	34 - 45 mm	5 mm spindle, 90°	Brass	Nickel plated	Set
06202602409	Toilet indicator		cc 38 mm	Solid		34 - 45 mm	8 mm spindle, 90°	Brass	Nickel plated	Set
06202602388	Toilet indicator	Disabled	cc 38 mm	Solid	RH	34 - 45 mm	8 mm spindle, 90°	Brass	Nickel plated	Set
06202602399	Toilet indicator	Disabled	cc 38 mm	Solid	LH	34 - 45 mm	8 mm spindle, 90°	Brass	Nickel plated	Set

Item number	Description	Variant	Center measurement	Roses	Side definition	For lock case	Material	Surface	Pack size
06193602144	Thumb turn		cc 30 mm	Solid		5 mm spindle, 90°	Brass	Nickel plated	Pc.
06193602122	Thumb turn	Disabled	cc 30 mm	Solid	RH	5 mm spindle, 90°	Brass	Nickel plated	Pc.
06193602133	Thumb turn	Disabled	cc 30 mm	Solid	LH	5 mm spindle, 90°	Brass	Nickel plated	Pc.

Item number	Description	Variant	Center measurement	Dimension	Door thickness	Definition	Material	Surface	Pack size	Comments
12417002215	Key escutcheon	Solid	cc 38 mm	55 x 55 mm		Key escutcheon w/holes f/wood screws	AISI 304	Satin finish	Set	Delivered w/o screws
12417002231	Key escutcheon	Solid	cc 27 mm	55 x 55 mm	Until 80 mm	Key escutcheon w/through bushing screws	AISI 304	Satin finish	Set	Delivered w/section bolt and bushes
12417002261	Key escutcheon	Solid	cc 38 mm	55 x 55 mm	Until 80 mm	PZ	AISI 304	Satin finish	Set	Delivered w/section bolt and bushes



Annelise Bjørner



Item number	Description	Center measurement	Roses	Spindle	Door thickness	Material	Surface	Pack size
12411601011	Lever handle		w/o rose	8 x 8 mm	35 - 65 mm	Brass	Polished	Set
12411801999	Lever handle		Solid - 45 x 75 mm	8 x 8 mm	35 - 65 mm	Brass	Polished	Set
12411701001	Lever handle	cc 30/38 mm	Snap on cover	8 x 8 mm	35 - 65 mm	Brass	Polished	Set
12411801010	Lever handle		F17S*	8 x 8 mm	35 - 65 mm	Brass	Polished	Set


* Ready to order Q1 2010

Item number	Description	Model	Variant	Lever handle placement	Distance (X)	Hight	Width	Thickness	Material	Surface	Pack size
12412101055	Back plate	w/nylon bearing	w/key hole	From top 35 mm	72 mm	150 mm	45 mm	2 mm	Brass	Polished	Pc.
12412201017	Back plate	w/nylon bearing	w/o cyl. hole	From top 35 mm		225 mm	45 mm	2 mm	Brass	Polished	Pc.
12412201092	Back plate	w/nylon bearing	w/oval cyl. hole	From top 35 mm	105 mm	225 mm	45 mm	2 mm	Brass	Polished	Pc.
12412201131	Back plate	w/nylon bearing	w/thumb turn	From top 35 mm	105 mm	225 mm	45 mm	2 mm	Brass	Polished	Pc.
12412201149	Back plate		w/2 x hole f/cyl. ring		105 mm	225 mm	45 mm	2 mm	Brass	Polished	Pc.
12412201219	Back plate	w/nylon bearing	w/o cyl. hole	From top 75 mm	105 mm	225 mm	45 mm	2 mm	Brass	Polished	Pc.
12412201222	Back plate	w/nylon bearing	w/oval cyl. hole	From top 75 mm	105 mm	225 mm	45 mm	2 mm	Brass	Polished	Pc.
12412201233	Back plate	w/nylon bearing	w/oval cyl. hole, w/thumb turn	From top 75 mm	105 mm	225 mm	45 mm	2 mm	Brass	Polished	Set
12412301003	Back plate	w/nylon bearing	w/hole f/cyl. ring	From top 75 mm	111 mm	225 mm	45 mm	2 mm	Brass	Polished	Pc.
12412301255	Back plate	w/nylon bearing	w/thumb turn, w/hole f/cyl. ring	From top 75 mm	111/105 mm	225 mm	45 mm	2 mm	Brass	Polished	Set

Item number	Description	Variant	Center measurement	Dimension	Definition	Hole for screws	Material	Surface	Pack size	Comments
12412001115	Rose	Solid		45 x 75 mm	Rose f/lever handle, w/holes f/wood screws	M4 or csk. 3,0 mm	Brass	Polished	Pc.	Delivered w/o screws
12403101218	Key escutcheon	Snap on cover	cc 27/38 mm	Ø50			Brass	Polished	Pc.	Delivered w/o screws

Item number	Description	Center measurement	Roses	Door thickness	For lock case	Material	Surface	Pack size
06201201207	Toilet indicator	cc 30 mm	Solid	34 - 45 mm	5 mm spindle, 90°	Brass	Polished	Set
06201201380	Toilet indicator	cc 38 mm	Snap on cover	34 - 45 mm	8 mm spindle, 90°	Brass	Polished	Set

Item number	Description	Center measurement	Roses	For lock case	Material	Surface	Pack size
06192601108	Thumb turn	cc 30 mm	Solid	5 mm spindle, 90°	Brass	Polished	Pc.



ONEN



Item number	Description	Center measurement	Roses	Spindle	Door thickness	Material	Surface	Pack size
12413274017	Lever handle		w/o rose	8 x 8 mm	30 - 60 mm	Brass	Nickel plated	Set
12413074019	Lever handle	cc 30 mm	Solid	8 x 8 mm	30 - 60 mm	Brass	Nickel plated	Set
12413174001	Lever handle	cc 30/38 mm	Snap on cover	8 x 8 mm	30 - 60 mm	Brass	Nickel plated	Set
12413874010	Lever handle		FI7S*	8 x 8 mm	30 - 60 mm	Brass	Nickel plated	Set

* Ready to order Q1 2010

Item number	Description	Center measurement	Roses	Door thickness	For lock case	Material	Surface	Pack size
06202002130	Toilet indicator	cc 30 mm	Solid	34 - 45 mm	5 mm spindle, 90°	Brass	Nickel plated	Set
06202002300	Toilet indicator	cc 30 mm	Snap on cover	34 - 45 mm	5 mm spindle, 90°	Brass	Nickel plated	Set
06202002388	Toilet indicator	cc 38 mm	Snap on cover	34 - 45 mm	8 mm spindle, 90°	Brass	Nickel plated	Set

Item number	Description	Center measurement	Roses	For lock case	Material	Surface	Pack size
06193402130	Thumb turn	cc 30 mm	Solid	5 mm spindle, 90°	Brass	Nickel plated	Pc.



Vilhelm Lauritzen Architects



Item number	Description	Center measurement	Roses	Spindle	Door thickness	Material	Surface	Pack size
12415215030	Lever handle		w/o rose	8 x 8 mm	35 - 60 mm	Plastic	Black	Set
12415015030	Lever handle	cc 30 mm	Solid	8 x 8 mm	35 - 60 mm	Plastic	Black	Set
12415115010	Lever handle	cc 30/38 mm	Snap on cover	8 x 8 mm	35 - 60 mm	Plastic	Black	Set
12415815010	Lever handle		F17S*	8 x 8 mm	35 - 60 mm	Plastic	Black	Set

* Ready to order Q1 2010

Item number	Description	Variant	Center measurement	Roses	Door thickness	For lock case	Material	Surface	Pack size
06202802277	Toilet indicator		cc 30 mm	Solid	34 - 45 mm	5 mm spindle, 180°	Plastic	Black	Set
06202802300	Toilet indicator		cc 30 mm	Solid	34 - 45 mm	5 mm spindle, 90°	Plastic	Black	Set
06202802577	Toilet indicator		cc 30 mm	Snap on cover	34 - 45 mm	5 mm spindle, 90°	Plastic	Black	Set
06202802600	Toilet indicator		cc 30 mm	Snap on cover	34 - 45 mm	5 mm spindle, 180°	Plastic	Black	Set
06202902600	Toilet indicator	Disabled	cc 30 mm	Snap on cover	34 - 45 mm	5 mm spindle, 90°	Plastic	Black	Set
06202802400	Toilet indicator		cc 38 mm	Snap on cover	34 - 45 mm	8 mm spindle, 90°	Plastic	Black	Set
06202902400	Toilet indicator	Disabled	cc 38 mm	Snap on cover	34 - 45 mm	8 mm spindle, 90°	Plastic	Black	Set

Item number	Description	Variant	Center measurement	Roses	For lock case	Material	Surface	Pack size
06193802300	Thumb turn		cc 30 mm	Solid	5 mm spindle, 90°	Plastic	Black	Pc.
06193902300	Thumb turn	Disabled	cc 30 mm	Solid	5 mm spindle, 90°	Plastic	Black	Pc.

Item number	Description	Center measurement	Dimension	Holes	Projection	Material	Surface	Pack size	Comments
13412002300	Pull handle	cc 300 mm	Ø28	M8	64 mm	Plastic	Black	Pc.	Delivered w/o fixing
13412202303	Pull handle	cc 300 mm	Ø28	Bush	64 mm	Plastic	Black	Pc.	Delivered w/allen screws and key, but w/o fixing

Item number	Description	Variant	Center measurement	Dimension	Door thickness	For lock case	Material	Surface	Pack size	Comments	Supplementary accessories
12417202142	Rose plates	Solid	cc 30 mm	150 x 50 mm	Until 80 mm	Boda	AISI 304	Satin finish	Set	Delivered w/ section bolt	12415215030 Lever handle w/o roses
12417202151	Rose plates	Solid	cc 30 mm	150 x 50 mm	Until 80 mm	ASSA	AISI 304	Satin finish	Set	Delivered w/ section bolt	12415215030 Lever handle w/o roses
12417202187	Rose plates	Solid	cc 38 mm	150 x 50 mm	Until 80 mm	DIN	AISI 304	Satin finish	Set	Delivered w/ section bolt	12415215030 Lever handle w/o roses



CUBO




Item number	Description	Center measurement	Roses	Spindle	Door thickness	Material	Surface	Pack size
12419202017	Lever handle		w/o rose	8 x 8 mm	35 - 60 mm	AISI 304	Satin finish	Set
12419002019	Lever handle	cc 30 mm	Solid	8 x 8 mm	35 - 60 mm	AISI 304	Satin finish	Set
12419102005	Lever handle	cc 30/38 mm	Snap on cover	8 x 8 mm	35 - 60 mm	AISI 304	Satin finish	Set
12419802010	Lever handle		F17S*	8 x 8 mm	35 - 60 mm	AISI 304	Satin finish	Set

* Ready to order Q1 2010


Item number	Description	Center measurement	Roses	Door thickness	For lock case	Material	Surface	Pack size
06203702122	Toilet indicator	cc 30 mm	Solid	34 - 45 mm	5 mm spindle, 90°	AISI 304	Satin finish	Set
06203702133	Toilet indicator	cc 30 mm	Solid	34 - 45 mm	5 mm spindle, 180°	AISI 304	Satin finish	Set
06203702277	Toilet indicator	cc 30 mm	Snap on cover	34 - 45 mm	5 mm spindle, 180°	AISI 304	Satin finish	Set
06203702300	Toilet indicator	cc 30 mm	Snap on cover	34 - 45 mm	5 mm spindle, 90°	AISI 304	Satin finish	Set
06203702388	Toilet indicator	cc 38 mm	Snap on cover	34 - 45 mm	8 mm spindle, 90°	AISI 304	Satin finish	Set

Item number	Description	Center measurement	Roses	For lock case	Material	Surface	Pack size
06194202300	Thumb turn	cc 30 mm	Solid	5 mm spindle, 90°	AISI 304	Satin finish	Pc.

Item number	Description	Variant	Center measurement	Roses	Rose size	Spindle hole	Material	Surface	Pack size	Comments	Supplementary accessories
00880002088	Window handle	Crancked, RH	cc 43 mm	Solid	22 x 65 mm	8 x 8 mm	AISI 304	Satin finish	Pc.	w/o spindle	Spindles (7x7, 8x8), reduction bush 7/8
00880002099	Window handle	Crancked, LH	cc 43 mm	Solid	22 x 65 mm	8 x 8 mm	AISI 304	Satin finish	Pc.	w/o spindle	Spindles (7x7, 8x8), reduction bush 7/8



Henning Larsen Architects



Item number	Description	Center measurement	Roses	Spindle	Door thickness	Material	Surface	Pack size	Comments
12406674019	Lever handle		w/o rose	8 x 8 mm	35 - 60 mm	Brass	Nickel plated	Set	
12406774999	Lever handle	cc 30 mm	Solid	8 x 8 mm	35 - 60 mm	Brass	Nickel plated	Set	
12406574000	Lever handle	cc 30/38 mm	Snap on cover	8 x 8 mm	35 - 60 mm	Brass	Nickel plated	Set	
12406874010	Lever handle		F17S*	8 x 8 mm	35 - 60 mm	Brass	Nickel plated	Set	
12406874013	Lever handle		w/o rose	8 x 8 mm	35 - 60 mm	Brass	Nickel plated	Set	Narrow style
12406974999	Lever handle	cc 50 mm	Solid oval rose	8 x 8 mm	35 - 60 mm	Brass	Nickel plated	Set	Narrow style

* Ready to order Q1 2010

Item number	Description	Variant	Center measurement	Dimension	Definition	Hole for screws	Material	Surface	Pack size	Comments
12407002014	Rose	Solid	cc 30 mm	Ø50	f/Henning Larsen lever handle		AISI 304	Satin finish	Set	Delivered w/bushes & screwcontrol
12407202016	Oval rose	Solid	cc 50 mm	30 x 65 mm	f/Henning Larsen lever handle	csk. 4,5 mm	AISI 304	Satin finish	Pc.	Delivered w/o screws

Item number	Description	Variant	Center measurement	Roses	Door thickness	For lock case	Material	Surface	Pack size
06203802127	Toilet indicator		cc 30 mm	Solid	34 - 45 mm	5 mm spindle, 180°	Brass	Nickel plated	Set
06203802130	Toilet indicator		cc 30 mm	Solid	34 - 45 mm	5 mm spindle, 90°	Brass	Nickel plated	Set
06203902130	Toilet indicator	Disabled	cc 30 mm	Solid	34 - 45 mm	5 mm spindle, 90°	Brass	Nickel plated	Set
06203802270	Toilet indicator		cc 30 mm	Snap on cover	34 - 45 mm	5 mm spindle, 180°	Brass	Nickel plated	Set
06203802301	Toilet indicator		cc 30 mm	Snap on cover	34 - 45 mm	5 mm spindle, 90°	Brass	Nickel plated	Set
06203902300	Toilet indicator	Disabled	cc 30 mm	Snap on cover	34 - 45 mm	5 mm spindle, 90°	Brass	Nickel plated	Set
06203802402	Toilet indicator		cc 38 mm	Snap on cover	34 - 45 mm	8 mm spindle, 90 °	Brass	Nickel plated	Set
06203902401	Toilet indicator	Disabled	cc 38 mm	Snap on cover	34 - 45 mm	8 mm spindle, 90 °	Brass	Nickel plated	Set

Item number	Description	Variant	Center measurement	Roses	For lock case	Material	Surface	Pack size
06194402130	Thumb turn		cc 30 mm	Solid	5 mm spindle, 90°	Brass	Nickel plated	Pc.
06194502130	Thumb turn	Disabled	cc 30 mm	Solid	5 mm spindle, 90°	Brass	Nickel plated	Pc.

Item number	Description	Variant	Center measurement	Dimension	Holes	Projection	Material	Surface	Pack size	Comments
13402002300	Pull handle	Straight	cc 300 mm	Ø26	M8	64 mm	AISI 304/rubber	Satin finish	Pc.	Delivered w/o fixing
13402002600	Pull handle	Straight	cc 650 mm	Ø26	M8	64 mm	AISI 304/rubber	Satin finish	Pc.	Delivered w/o fixing
13402202303	Pull handle	Straight	cc 300 mm	Ø26	Bush	64 mm	AISI 304/rubber	Satin finish	Pc.	Delivered w/allen screws and key, but w/o fixing
13402202606	Pull handle	Straight	cc 650 mm	Ø26	Bush	64 mm	AISI 304/rubber	Satin finish	Pc.	Delivered w/allen screws and key, but w/o fixing

Item number	Description	Length	Hight	Dimension	Material	Surface	Pack size
09391002019	Floor door stop		55 mm	Ø50	AISI 304/Rubber	Satin finish	Pc.
09391502019	Wall door stop	65 mm		Ø30	AISI 304/Rubber	Satin finish	Pc.

Item number	Description	Variant	Center measurement	Height	Dimension	Material	Surface	Pack size
06190401063	Cylinder escutcheon	External	cc 30 mm	6 mm	Ø54	Brass	Polished	Pc.
06190401080	Cylinder escutcheon	External	cc 30 mm	8 mm	Ø54	Brass	Polished	Pc.
06190401110	Cylinder escutcheon	External	cc 30 mm	11 mm	Ø54	Brass	Polished	Pc.
06190401136	Cylinder escutcheon	External	cc 30 mm	13 mm	Ø54	Brass	Polished	Pc.
06190401161	Cylinder escutcheon	External	cc 30 mm	16 mm	Ø54	Brass	Polished	Pc.
06190401187	Cylinder escutcheon	External	cc 30 mm	18 mm	Ø54	Brass	Polished	Pc.
06190401217	Cylinder escutcheon	External	cc 30 mm	21 mm	Ø54	Brass	Polished	Pc.
06190601068	Cylinder escutcheon	Internal	cc 30 mm	6 mm	Ø54	Brass	Polished	Pc.
06190601084	Cylinder escutcheon	Internal	cc 30 mm	8 mm	Ø54	Brass	Polished	Pc.
06190601114	Cylinder escutcheon	Internal	cc 30 mm	11 mm	Ø54	Brass	Polished	Pc.
06190601131	Cylinder escutcheon	Internal	cc 30 mm	13 mm	Ø54	Brass	Polished	Pc.
06190601165	Cylinder escutcheon	Internal	cc 30 mm	16 mm	Ø54	Brass	Polished	Pc.
06190601181	Cylinder escutcheon	Internal	cc 30 mm	18 mm	Ø54	Brass	Polished	Pc.
06190601211	Cylinder escutcheon	Internal	cc 30 mm	21 mm	Ø54	Brass	Polished	Pc.
06190702063	Cylinder escutcheon	External	cc 30 mm	6 mm	Ø52	AISI 304	Satin finish	Pc.
06190702080	Cylinder escutcheon	External	cc 30 mm	8 mm	Ø52	AISI 304	Satin finish	Pc.
06190702110	Cylinder escutcheon	External	cc 30 mm	11 mm	Ø52	AISI 304	Satin finish	Pc.
06190702136	Cylinder escutcheon	External	cc 30 mm	13 mm	Ø54	AISI 304	Satin finish	Pc.
06190702161	Cylinder escutcheon	External	cc 30 mm	16 mm	Ø54	AISI 304	Satin finish	Pc.
06190702187	Cylinder escutcheon	External	cc 30 mm	18 mm	Ø54	AISI 304	Satin finish	Pc.
06190702217	Cylinder escutcheon	External	cc 30 mm	21 mm	Ø54	AISI 304	Satin finish	Pc.
06190802068	Cylinder escutcheon	Internal	cc 30 mm	6 mm	Ø52	AISI 304	Satin finish	Pc.
06190802084	Cylinder escutcheon	Internal	cc 30 mm	8 mm	Ø52	AISI 304	Satin finish	Pc.
06190802114	Cylinder escutcheon	Internal	cc 30 mm	11 mm	Ø52	AISI 304	Satin finish	Pc.
06190802131	Cylinder escutcheon	Internal	cc 30 mm	13 mm	Ø54	AISI 304	Satin finish	Pc.
06190802165	Cylinder escutcheon	Internal	cc 30 mm	16 mm	Ø54	AISI 304	Satin finish	Pc.
06190802181	Cylinder escutcheon	Internal	cc 30 mm	18 mm	Ø54	AISI 304	Satin finish	Pc.
06190802211	Cylinder escutcheon	Internal	cc 30 mm	21 mm	Ø54	AISI 304	Satin finish	Pc.
06191302069	Cylinder escutcheon	Internal/Rococo	cc 30 mm	6 mm	Ø52	AISI 304	Satin finish	Pc.
06191302085	Cylinder escutcheon	Internal/Rococo	cc 30 mm	8 mm	Ø52	AISI 304	Satin finish	Pc.
06191302115	Cylinder escutcheon	Internal/Rococo	cc 30 mm	11 mm	Ø52	AISI 304	Satin finish	Pc.
06191302131	Cylinder escutcheon	Internal/Rococo	cc 30 mm	13 mm	Ø52	AISI 304	Satin finish	Pc.
06191302166	Cylinder escutcheon	Internal/Rococo	cc 30 mm	16 mm	Ø54	AISI 304	Satin finish	Pc.
06191302182	Cylinder escutcheon	Internal/Rococo	cc 30 mm	18 mm	Ø54	AISI 304	Satin finish	Pc.
06191302212	Cylinder escutcheon	Internal/Rococo	cc 30 mm	21 mm	Ø54	AISI 304	Satin finish	Pc.
06267002066	Cylinder escutcheon	External/PZ	cc 38 mm	6 mm	Ø53	AISI 304	Satin finish	Pc.
06267002088	Cylinder escutcheon	External/PZ	cc 38 mm	8 mm	Ø54	AISI 304	Satin finish	Pc.
06267002111	Cylinder escutcheon	External/PZ	cc 38 mm	11 mm	Ø54	AISI 304	Satin finish	Pc.
06267002133	Cylinder escutcheon	External/PZ	cc 38 mm	13 mm	Ø54	AISI 304	Satin finish	Pc.
06267002166	Cylinder escutcheon	External/PZ	cc 38 mm	16 mm	Ø54	AISI 304	Satin finish	Pc.
06267002188	Cylinder escutcheon	External/PZ	cc 38 mm	18 mm	Ø54	AISI 304	Satin finish	Pc.
06267002211	Cylinder escutcheon	External/PZ	cc 38 mm	21 mm	Ø54	AISI 304	Satin finish	Pc.
06267202066	Cylinder escutcheon	Internal/PZ	cc 38 mm	6 mm	Ø53.5	AISI 304	Satin finish	Pc.
06267202088	Cylinder escutcheon	Internal/PZ	cc 38 mm	8 mm	Ø54	AISI 304	Satin finish	Pc.
06267202111	Cylinder escutcheon	Internal/PZ	cc 38 mm	11 mm	Ø54	AISI 304	Satin finish	Pc.
06267202133	Cylinder escutcheon	Internal/PZ	cc 38 mm	13 mm	Ø54	AISI 304	Satin finish	Pc.
06267202166	Cylinder escutcheon	Internal/PZ	cc 38 mm	16 mm	Ø54	AISI 304	Satin finish	Pc.
06267202188	Cylinder escutcheon	Internal/PZ	cc 38 mm	18 mm	Ø54	AISI 304	Satin finish	Pc.
06267202211	Cylinder escutcheon	Internal/PZ	cc 38 mm	21 mm	Ø54	AISI 304	Satin finish	Pc.

Item number	Description	Model	Variant	Lever handle placement	Distance (x)	Hight	Width	Thick-ness	Material	Surface	Pack size
12268602000	Narrow style back plate	w/nylon bearing	w/o. cyl. hole	From top 45 mm		220 mm	30 mm	2 mm	AISI 304	Satin finish	Pc.
12268602099	Narrow style back plate	w/nylon bearing	w/oval cyl. hole	From top 45 mm	105 mm	220 mm	30 mm	2 mm	AISI 304	Satin finish	Pc.
12268602133	Narrow style back plate	w/nylon bearing	w/thumb turn	From top 45 mm	105 mm	220 mm	30 mm	2 mm	AISI 304	Satin finish	Pc.
12268602555	Narrow style back plate		Blind			220 mm	30 mm	2 mm	AISI 304	Satin finish	Pc.
12268402000	Narrow style back plate	w/nylon bearing	w/o. cyl. hole	From top 45 mm		220 mm	30 mm	2 mm	AISI 304	Satin finish	Pc.
12268402099	Narrow style back plate	w/nylon bearing	w/oval cyl. hole	From top 45 mm	115 mm	220 mm	30 mm	2 mm	AISI 304	Satin finish	Pc.
12268402133	Narrow style back plate	w/nylon bearing	w/thumb turn	From top 45 mm	115 mm	220 mm	30 mm	2 mm	AISI 304	Satin finish	Pc.
12268402555	Narrow style back plate		Blind			220 mm	30 mm	2 mm	AISI 304	Satin finish	Pc.
12268202000	Narrow style back plate	w/nylon bearing	w/o. cyl. hole	From top 87 mm		220 mm	30 mm	2 mm	AISI 304	Satin finish	Pc.
12268202266	Narrow style back plate	w/nylon bearing	w/PZ cyl. hole	From top 87 mm	72 mm	220 mm	30 mm	2 mm	AISI 304	Satin finish	Pc.
12268202211	Narrow style back plate	w/nylon bearing	w/PZ cyl. hole	From top 67 mm	92 mm	220 mm	30 mm	2 mm	AISI 304	Satin finish	Pc.
12403201012	Back plate	w/nylon bearing	w/o. cyl. hole	From top 80 mm		220 mm	45 mm	2 mm	Brass	Polished	Pc.
12403201055	Back plate	w/nylon bearing	w/key hole	From top 80 mm	72 mm	220 mm	45 mm	2 mm	Brass	Polished	Pc.
12403201098	Back plate	w/nylon bearing	w/hole f/cyl. ring	From top 80 mm	69 mm	220 mm	45 mm	2 mm	Brass	Polished	Pc.
12403201136	Back plate	w/nylon bearing	w/thumb turn*	From top 80 mm	74 mm	220 mm	45 mm	2 mm	Brass	Polished	Pc.
12403201268	Back plate	w/nylon bearing	w/PZ cyl. hole	From top 80 mm	72 mm	220 mm	45 mm	2 mm	Brass	Polished	Pc.
12283202010	Back plate	w/nylon bearing	w/o. cyl. hole	From top 80 mm		220 mm	45 mm	2 mm	AISI 304	Satin finish	Pc.
12283202052	Back plate	w/nylon bearing	w/key hole	From top 80 mm	72 mm	220 mm	45 mm	2 mm	AISI 304	Satin finish	Pc.
12283202095	Back plate	w/nylon bearing	w/hole f/cyl. ring	From top 80 mm	69 mm	220 mm	45 mm	2 mm	AISI 304	Satin finish	Pc.
12283202133	Back plate	w/nylon bearing	w/thumb turn*	From top 80 mm	74 mm	220 mm	45 mm	2 mm	AISI 304	Satin finish	Pc.
12283202261	Back plate	w/nylon bearing	w/PZ cyl. hole	From top 80 mm	72 mm	220 mm	45 mm	2 mm	AISI 304	Satin finish	Pc.
12283202215	Back plate	w/nylon bearing	w/PZ cyl. hole	From top 80 mm	92 mm	220 mm	45 mm	2 mm	AISI 304	Satin finish	Pc.
12283702010	Back plate	w/nylon bearing	w/o. cyl. hole	From top 80 mm		220 mm	60 mm	2 mm	AISI 304	Satin finish	Pc.
12283702055	Back plate	w/nylon bearing	w/key hole	From top 80 mm	72 mm	220 mm	60 mm	2 mm	AISI 304	Satin finish	Pc.
12283702266	Back plate	w/nylon bearing	w/PZ cyl. hole	From top 80 mm	72 mm	220 mm	60 mm	2 mm	AISI 304	Satin finish	Pc.
12283702411	Back plate	w/nylon bearing	w/toilet indicator	From top 80 mm	72 mm	220 mm	60 mm	2 mm	AISI 304	Satin finish	Pc.
12283702455	Back plate	w/nylon bearing	w/toilet thumb turn*	From top 80 mm	72 mm	220 mm	60 mm	2 mm	AISI 304	Satin finish	Pc.
12283702433	Back plate	w/nylon bearing	w/toilet indicator	From top 80 mm	78 mm	220 mm	60 mm	2 mm	AISI 304	Satin finish	Pc.
12283702477	Back plate	w/nylon bearing	w/toilet thumb turn*	From top 80 mm	78 mm	220 mm	60 mm	2 mm	AISI 304	Satin finish	Pc.
12403401219	Back plate	w/nylon bearing	w/o. cyl. hole	From bottom 60 mm		220 mm	45 mm	2 mm	Brass	Polished	Pc.
12403401222	Back plate	w/nylon bearing	w/oval cyl. hole	From bottom 60 mm	105 mm	220 mm	45 mm	2 mm	Brass	Polished	Set
12403401233	Back plate	w/nylon bearing	w/oval cyl. hole, w/thumb turn*	From bottom 60 mm	105 mm	220 mm	45 mm	2 mm	Brass	Polished	Set
12403401244	Back plate	w/nylon bearing	w/toilet thumb turn*, w/toilet indicator	From bottom 60 mm	105 mm	220 mm	45 mm	2 mm	Brass	Polished	Set
12283402219	Back plate	w/nylon bearing	w/o. cyl. hole	From bottom 60 mm		220 mm	45 mm	2 mm	AISI 304	Satin finish	Pc.
12283402222	Back plate	w/nylon bearing	w/oval cyl. hole	From bottom 60 mm	105 mm	220 mm	45 mm	2 mm	AISI 304	Satin finish	Set
12283402333	Back plate	w/nylon bearing	w/oval cyl. hole, w/thumb turn	From bottom 60 mm	105 mm	220 mm	45 mm	2 mm	AISI 304	Satin finish	Set
12283402344	Back plate	w/nylon bearing	w/toilet thumb turn, w/toilet indicator	From bottom 60 mm	105 mm	220 mm	45 mm	2 mm	AISI 304	Satin finish	Set
12283502219	Back plate	w/nylon bearing	w/o. cyl. hole	From bottom 60 mm		220 mm	60 mm	2 mm	AISI 304	Satin finish	Pc.
12283502222	Back plate	w/nylon bearing	w/oval cyl. hole	From bottom 60 mm	105 mm	220 mm	60 mm	2 mm	AISI 304	Satin finish	Set

* Annelise Bjørner thumb turn in nickel plated brass

Item number	Description	Model	Variant	Lever handle placement	Distance (x)	Hight	Width	Thick-ness	Material	Surface	Pack size
12283502333	Back plate	w/nylon bearing	w/oval cyl. hole, w/ thumb turn	From bottom 60 mm	105 mm	220 mm	60 mm	2 mm	AISI 304	Satin finish	Set
12283502344	Back plate	w/nylon bearing	w/toilet thumb turn, w/ toilet indicator	From bottom 60 mm	105 mm	220 mm	60 mm	2 mm	AISI 304	Satin finish	Set
12283502177	Back plate	w/nylon bearing	w/thumb turn	From bottom 60 mm	105 mm	220 mm	60 mm	2 mm	AISI 304	Satin finish	Pc.
12283502155	Back plate	w/nylon bearing	w/thumb turn, w/hole f/ cyl. ring	From bottom 60 mm	105 mm	220 mm	60 mm	2 mm	AISI 304	Satin finish	Set
12283502293	Back plate	w/nylon bearing	w/hole f/cyl. ring	From bottom 60 mm	111 mm	220 mm	60 mm	2 mm	AISI 304	Satin finish	Pc.
12496802244	Back plate		w/2 x hole f/cyl. ring		111 mm	220 mm	60 mm	2 mm	AISI 304	Satin finish	Pc.
12283902299	Back plate		w/2 x hole f/cyl. ring, w/2 x hole f/cyl. ring		111 mm	220 mm	60 mm	2 mm	AISI 304	Satin finish	Set
12266002261	Back plate	w/nylon bearing	w/PZ cyl. hole	From bottom 57,5 mm	72 mm	220 mm	50 mm	2 mm	AISI 304	Satin finish	Pc.
12266202219	Back plate	w/nylon bearing	w/o. cyl. hole	From bottom 57,5 mm		220 mm	50 mm	2 mm	AISI 304	Satin finish	Pc.
12266202222	Back plate	w/nylon bearing	w/oval cyl. hole	From bottom 57,5 mm	105 mm	220 mm	50 mm	2 mm	AISI 304	Satin finish	Set
12266202233	Back plate	w/nylon bearing	w/thumb turn*, w/oval cyl. hole	From bottom 57,5 mm	105 mm	220 mm	50 mm	2 mm	AISI 304	Satin finish	Set
12266202244	Back plate	w/nylon bearing	w/toilet thumb turn*, w/toilet indicator	From bottom 57,5 mm	105 mm	220 mm	50 mm	2 mm	AISI 304	Satin finish	Set
12267802000	Sq. back plate	w/nylon bearing	w/o. cyl. hole - RH	From top 30 x 80 mm		220 mm	155 mm	2 mm	AISI 304	Satin finish	Pc.
12267802044	Sq. back plate	w/nylon bearing	w/key hole - RH	From top 30 x 80 mm	72 mm	220 mm	155 mm	2 mm	AISI 304	Satin finish	Pc.
12267802266	Sq. back plate	w/nylon bearing	w/PZ cyl. hole - RH	From top 30 x 80 mm	72 mm	220 mm	155 mm	2 mm	AISI 304	Satin finish	Pc.
12267802400	Sq. back plate	w/nylon bearing	w/toilet indicator - RH	From top 30 x 80 mm	72 mm	220 mm	155 mm	2 mm	AISI 304	Satin finish	Pc.
12267802444	Sq. back plate	w/nylon bearing	w/toilet thumb turn* - RH	From top 30 x 80 mm	72 mm	220 mm	155 mm	2 mm	AISI 304	Satin finish	Pc.
12267802422	Sq. back plate	w/nylon bearing	w/toilet indicator - RH	From top 30 x 80 mm	78 mm	220 mm	155 mm	2 mm	AISI 304	Satin finish	Pc.
12267802466	Sq. back plate	w/nylon bearing	w/toilet thumb turn* - RH	From top 30 x 80 mm	78 mm	220 mm	155 mm	2 mm	AISI 304	Satin finish	Pc.
12267802010	Sq. back plate	w/nylon bearing	w/o. cyl. hole - LH	From top 30 x 80 mm		220 mm	155 mm	2 mm	AISI 304	Satin finish	Pc.
12267802055	Sq. back plate	w/nylon bearing	w/key hole - LH	From top 30 x 80 mm	72 mm	220 mm	155 mm	2 mm	AISI 304	Satin finish	Pc.
12267802277	Sq. back plate	w/nylon bearing	w/PZ cyl. hole - LH	From top 30 x 80 mm	72 mm	220 mm	155 mm	2 mm	AISI 304	Satin finish	Pc.
12267802410	Sq. back plate	w/nylon bearing	w/toilet indicator - LH	From top 30 x 80 mm	72 mm	220 mm	155 mm	2 mm	AISI 304	Satin finish	Pc.
12267802455	Sq. back plate	w/nylon bearing	w/toilet thumb turn* - LH	From top 30 x 80 mm	72 mm	220 mm	155 mm	2 mm	AISI 304	Satin finish	Pc.
12267802433	Sq. back plate	w/nylon bearing	w/toilet indicator - LH	From top 30 x 80 mm	78 mm	220 mm	155 mm	2 mm	AISI 304	Satin finish	Pc.
12267802477	Sq. back plate	w/nylon bearing	w/toilet thumb turn* - LH	From top 30 x 80 mm	78 mm	220 mm	155 mm	2 mm	AISI 304	Satin finish	Pc.
12268002000	Sq. back plate	w/nylon bearing	w/o. cyl. hole - RH	From bottom 30 x 60 mm		220 mm	155 mm	2 mm	AISI 304	Satin finish	Pc.
12268002081	Sq. back plate	w/nylon bearing	w/oval cyl. hole - RH	From bottom 30 x 60 mm	105 mm	220 mm	155 mm	2 mm	AISI 304	Satin finish	Pc.
12268002120	Sq. back plate	w/nylon bearing	w/thumb turn* - RH	From bottom 30 x 60 mm	105 mm	220 mm	155 mm	2 mm	AISI 304	Satin finish	Pc.
12268002281	Sq. back plate	w/nylon bearing	w/hole f/cyl. ring - RH	From bottom 30 x 60 mm	111 mm	220 mm	155 mm	2 mm	AISI 304	Satin finish	Pc.
12268002405	Sq. back plate	w/nylon bearing	w/toilet indicator - RH	From bottom 30 x 60 mm	105 mm	220 mm	155 mm	2 mm	AISI 304	Satin finish	Pc.
12268002448	Sq. back plate	w/nylon bearing	w/toilet thumb turn* - RH	From bottom 30 x 60 mm	105 mm	220 mm	155 mm	2 mm	AISI 304	Satin finish	Pc.
12268002018	Sq. back plate	w/nylon bearing	w/o. cyl. hole - LH	From bottom 30 x 60 mm		220 mm	155 mm	2 mm	AISI 304	Satin finish	Pc.
12268002093	Sq. back plate	w/nylon bearing	w/oval cyl. hole - LH	From bottom 30 x 60 mm	105 mm	220 mm	155 mm	2 mm	AISI 304	Satin finish	Pc.
12268002131	Sq. back plate	w/nylon bearing	w/thumb turn* - LH	From bottom 30 x 60 mm	105 mm	220 mm	155 mm	2 mm	AISI 304	Satin finish	Pc.
12268002292	Sq. back plate	w/nylon bearing	w/hole f/cyl. ring - LH	From bottom 30 x 60 mm	111 mm	220 mm	155 mm	2 mm	AISI 304	Satin finish	Pc.
12268002417	Sq. back plate	w/nylon bearing	w/toilet indicator - LH	From bottom 30 x 60 mm	105 mm	220 mm	155 mm	2 mm	AISI 304	Satin finish	Pc.
12268002450	Sq. back plate	w/nylon bearing	w/toilet thumb turn* - LH	From bottom 30 x 60 mm	105 mm	220 mm	155 mm	2 mm	AISI 304	Satin finish	Pc.

* Annelise Bjørner thumb turn in nickel plated brass

Item number	Description	Variant	Center measurement	Dimension	Door thickness	Defintion	Material	Surface	Pack size	Comments
12403001111	Rose	Solid		Ø50		Rose f/lever handle w/holes f/wood screws	Brass	Polished	Pc.	Delivered w/o screws
12403001137	Rose	Solid	cc 30 mm	Ø50		Rose f/lever handle w/ through bushing screws	Brass	Polished	Pc.	Delivered w/o screws
12403001153	Rose	Solid	cc 30 mm	Ø50	Until 80 mm	Rose f/lever handle w/ through bushing screws	Brass	Polished	Set	Delivered w/section bolt
12403001175	Rose	Solid	cc 38 mm	Ø50		Rose f/lever handle w/ through bushing screws	Brass	Polished	Pc.	Delivered w/o screws
12283002151	Rose	Solid	cc 30 mm	Ø50	Until 80 mm	Rose f/lever handle w/ through bushing screws	AISI 304	Satin finish	Set	Delivered w/section bolt and bush
12283002175	Rose	Solid	cc 38 mm	Ø50		Rose f/lever handle w/ through bushing screws	AISI 304	Satin finish	Set	Delivered w/bushes & screwcontrol
12283002118	Rose	Solid		Ø50		Rose f/lever handle w/holes f/wood screws	AISI 304	Satin finish	Pc.	Delivered w/o screws
12265002155	Rose	Snap on cover	cc 30/38 mm	Ø50			AISI 304	Satin finish	Pc.	
12265002177	Rose	Snap on cover	cc 38 mm	Ø50		w/nokker	AISI 304	Satin finish	Pc.	
12265402439	Oval rose	Snap on cover	cc 43 mm	30 x 65 mm		f/Ø19 lever handle	AISI 304	Satin finish	Pc.	
12265402509	Oval rose	Snap on cover	cc 50 mm	30 x 65 mm		f/Ø19 lever handle	AISI 304	Satin finish	Pc.	
12265002255	Cover rose w/key hole	Snap on cover	cc 38 mm	Ø50			AISI 304	Satin finish	Pc.	Delivered w/o screws
06269902289	Cover rose	Snap on cover	cc 38 mm	Ø50		PZ	AISI 304	Satin finish	Pc.	Delivered w/o screws
12494002999	Cover rose	Solid	cc 30 mm	Ø50	Until 80 mm		AISI 304	Satin finish	Set	Delivered w/section bolt
12494002030	Cover rose	Solid	cc 30 mm	Ø50			AISI 304	Satin finish	Pc.	Delivered w/o screws
12494202999	Cover rose	Snap on cover	cc 30/38 mm	Ø50			AISI 304	Satin finish	Pc.	Delivered w/o screws
12403001218	Key escutcheon	Solid	cc 38 mm	Ø50		Key escutcheon w/holes f/wood screws	Brass	Polished	Pc.	Delivered w/o screws
12403001234	Key escutcheon	Solid	cc 9,5 x 27 mm	Ø50	Until 80 mm	Key escutcheon w/through bushing screws	Brass	Polished	Set	Delivered w/section bolt
12403101218	Key escutcheon	Snap on cover	cc 27/38 mm	Ø50			Brass	Polished	Pc.	Delivered w/o screws, f/Annelise Bjørner
12283002215	Key escutcheon	Solid	cc 38 mm	Ø50		Key escutcheon w/holes f/wood screws	AISI 304	Satin finish	Pc.	Delivered w/o screws
12283002231	Key escutcheon	Solid	cc 27 mm	Ø50	Until 80 mm	Key escutcheon w/through bushing screws	AISI 304	Satin finish	Set	Delivered w/bushes & screwcontrol
12283002219	Key escutcheon	Solid	cc 30 mm	Ø50		Key escutcheon w/through bushing screws	AISI 304	Satin finish	Pc.	Delivered w/o screws
06269802289	Key escutcheon	Solid	cc 38 mm	Ø50	Until 80 mm	PZ	AISI 304	Satin finish	Set	Delivered w/section bolt and bush

Item number	Description	Center measurement	Roses	Door thickness	For lock case	Material	Surface	Pack size	Comments
06201002204	Toilet indicator	cc 30 mm	Solid	34 - 45 mm		Brass	Nickel plated	Set	Annelise Bjørner thumb turn
06201002380	Toilet indicator	cc 38 mm	Snap on cover	34 - 45 mm	8 mm spindle, 90°	Brass	Nickel plated	Set	Annelise Bjørner thumb turn

Item number	Description	Center measurement	Roses	For lock case	Material	Surface	Pack size	Comments
06192402105	Thumb turn	cc 30 mm	Solid	5 mm spindle, 90°	Brass	Nickel plated	Pc.	Annelise Bjørner thumb turn

Item number	Decription	Variant	Hight	Dimension	Material	Surface	Pack size
09375202155	Floor door stop	Turtle	15 mm	Ø80	AISI 304	Satin finish	Pc.
09375402308	Floor door stop	Turtle	30 mm	Ø80	AISI 304	Satin finish	Pc.
09385102043	Floor door stop		45 mm	Ø48	AISI 304/rubber	Satin finish	Pc.
09385102078	Floor door stop		75 mm	Ø48	AISI 304/rubber	Satin finish	Pc.
09376002500	Floor door stop	Turtle	22,8 mm	Ø65,8	AISI 304/rubber	Satin finish	Pc.

General information

Carl F International (CFI) has developed this information sheet with the purpose of providing guidance to building contractors, owners and other users regarding the storage, maintenance and cleaning of CFI products. Having chosen to apply high quality products, it is critical that these products are stored and maintained in the correct manner to ensure optimum benefit for their useful lifetime.

Storage

All CFI products are carefully packed prior to delivery to safeguard against damage during transport. Once the parts have reached their destination it is vital that all fittings are stored in a dry place until mounting. When they have been mounted, care must be taken to ensure that all fittings are protected correctly until the construction work has been finalized.

Maintenance

Maintenance – Lever handles

If the instructions are followed carefully when mounting lever handles, there will be no need for adjustment. However, the tension of the fastening of all lever handles should be checked in connection with the annual inspections. Any fastenings that have come loose must be tightened.

Maintenance – Pull handles

Pulls should be checked to ensure correct mounting of the fittings and tightening of any neck screws used. If it is possible to move the pull, such movements will damage the surface of the door and cause instability of the pull leading to malfunctioning during use.

Cleaning

Cleaning procedure

- It is essential to clean stainless steel and brass regularly.
- Start by washing the surface with soap water or a mild cleaning agent.
- Do not forget to rinse off the cleaning agent with pure water.
- As a final step, dry/polish the object using a soft, dry cloth. In aggressive environments, such as off-shore or maritime environments and bathing or swimming facilities, it is particularly important to ensure regular cleaning.

Discoloration

Any spots that may appear on the surface are not caused by the stainless steel, on the contrary they are produced by impurities in the water, air or cleaning agents that have been insufficiently rinsed off the surface.

- Spots can be avoided by careful cleaning.
- Any discolorations or spots can be removed using a polished agent for stainless steel or liquid scouring powder.
- Again, as a final step rinse carefully with pure water and then polish the object using a soft, dry cloth.

Do NOT use the following!

- Scouring powder.
- Steel wool.
- Highly abrasive materials.

Surface

Why maintain the surfaces?

With today's environments the demands to the material properties of a product are considerable. Products must be able to withstand diverse atmospheric conditions, such as heavy air pollution, high humidity regimes and maritime environments. In addition to this, products must allow cleaning with effective cleaning agents and, from an optimal point of view, offer non-allergic properties.

Characteristics of stainless steel

Stainless steel is well known for the following two properties; resistance to corrosion and modest need for maintenance. The corrosion resistance of stainless steel is provided by a thin hardwearing film of a passive but stable chromoxide. This film is inactive, invisible, with extremely adhesive properties and self repairing so that the steel is given the best possible protection. If the film suffers damage or is removed, it is automatically restored provided the oxygen in the atmosphere is not prevented from reaction with the chrome in the steel. To ensure this it is necessary to clean regularly. The purpose of the cleaning is to restore the appearance of the original surface, protect against corrosion and ensure hygienic conditions.

Characteristics of brass and nickel plated

Lever handles made of brass with a polished or a nickel plated surface are more affected by high variations of temperature and environment than lever handles made of stainless steel, as brass is a more soft material. Lever handles with a nickel plated surface have a harder surface than the polished brass lever handles, which can cause cracks in the surface when exposed for high variations of temperature and environment fluctuations. For lever handles made of brass or stainless steel will the same rules apply regarding cleaning.

Characteristics of wood

The wooden lever handles have during the production been "sealed" with a thin PU lacquer that penetrates into the grains. The PU lacquer is mixed oil on a turpentine base which hardens and gives a hard-wearing surface. Hardness in end-wood; 78-83 Mpa.

By daily use and exposure to all kinds of weather, the lever handle can in time look a bit "worn out". This can be fixed with an aftercare by regular vegetable oil that is put on with a soft cloth. The surplus of oil need to be dried off. (In case the layer of oil is used up and the lever handles has not been given aftercare, the wood will still be fairly protected due to the original sealing).

