

Lever, Knob  
& Trim Designs

North American Manual



Lever, Knob  
& Trim Designs

# North American Manual

---

[About FSB](#)

[Designer Series](#)

[Lockset Program](#)

**[Lever, Knob and Trim Designs](#)**

[Sliding Door Hardware](#)

[Door Pulls and Glass Door Hardware](#)

[Accessories](#)

[Window Handles](#)

[Brass and Bronze Products](#)

[Door Closers](#)

[METRIC Bath Accessories](#)

[Components](#)

[Installation Instructions](#)


[Specialty Applications](#)

# Lever, Knob & Trim Designs

---

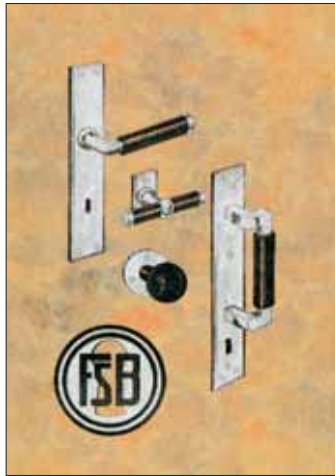
About FSB	4
New Products	5
Materials and Finishes	6
Lever Designs	10
Knob Designs	86
North American Trim	100
European Trim	120

## About FSB



### 1881

FSB was established in 1881. Together with a modest workforce, company founder Franz Schneider produced antique-style brass cabinet fittings.



### 1920s

In the early 1920s, the first door and window fittings appeared in the FSB production program. The design of these years echoed the modernism of the Bauhaus era. Silver metal components were combined with black composite features.



### 1950s

Beginning with in-house designer Johannes Potente in the 1950s, FSB created the first handles which exemplify minimalism, modernism and ergonomics. FSB is still known for the use of these design principles today.

Four of Potente's lever designs have been included in the permanent collection of the Museum of Modern Art (MoMA).



### 1990s

Inspired by an international design workshop held in Brakel in 1986, FSB began engaging the market with contemporary designs in an initiative dubbed "Tour d'Europe." Throughout this initiative FSB created design suites with such renowned designers as Philippe Starck, Jasper Morrison, Richard Rogers and many others.

For the past two decades, FSB has continued to work with Architects and Designers to create handles – each with their own personality.



### 2000s

FSB introduces a limited range of levers supplied in complete locksets to the American design community. The first catalog was approximately 80 pages. Two later catalogs increased FSB's North American offering to nearly 100 lever designs.

In 2007, FSB expanded the North American distribution center, moving it to Madison, CT, where the majority of products are stocked in natural anodized aluminum and satin stainless steel. Stock items can be shipped in 48 hours. All non-stock items can be shipped within two to eight weeks regardless of the product type, finish or project size.

This is FSB's fourth edition for the North American market. It represents a huge step forward to offer a complete program which brings design consistency across more openings and applications.

This catalog is separated into different sections, tailored to your specific needs.

For the latest information please go to [www.fsbna.com](http://www.fsbna.com).

## New Products



### **METRIC Bath Accessories**

FSB has dedicated an entire section to a well designed range of bathroom accessories in solid stainless steel. The design principle is based on a minimal rectangular post centered on a small round escutcheon.



### **Sliding Door Hardware**

Building owners are demanding more efficient use of space. Consequently, architects and designers are utilizing many more sliding and pocket doors.

In recognition of this trend FSB has developed an entire range of flush mounted trim for passage, privacy and entry applications. We demonstrate our penchant for divising aesthetically pleasing technical solutions by offering the market's first flush pulls with spring loaded covers, as pictured above.

A complete overview of these products is provided in the "Sliding Door Hardware" section.



### **Bronze**

There is an increase in an "old meets new aesthetic" in which designers are combining traditional finishes with more minimal and modern design. For years, FSB has offered ten of our best selling handles in solid brass, either polished or oxidized to give them varying degrees of antiquing to suit the designers' needs.

FSB now introduces Bronze as a new material for our lever handles and accessories. The special appeal of bronze is the patina that develops on its surface. In the course of daily use, polished bronze parts darken naturally, becoming more distinguished with time.

We have created a complete section titled "Brass and Bronze Products" to cover all the products we offer in these two exceptional base materials. We offer eight bronze handles and ten brass handles for projects that may benefit from this "old meets new" aesthetic. All brass and bronze products can be oxidized to varying degrees of darkness, depending on "the mood" a designer would like to create.



### **Glass Door Hardware**

Creating more open spaces has become a cornerstone of modern architecture. Utilizing large pieces of glass, whether for windows, doors, or walls, facilitates this objective.

FSB has broadened its glass door program to include locks and hinges for swinging glass doors as well as exposed rolling gears for sliding glass doors. These products can be found in the section "Door Pulls and Glass Door Hardware".

# Materials and Finishes

Most of our hardware is available in aluminum and stainless steel as a base material.

We offer up to five finishes on certain base materials with twenty finishes overall. Aluminum is either anodized or powder coated.

To confirm a particular finish is available, consult the bottom of the lever pages.

On overview pages, and all pages throughout this catalog, only the base material is indicated. It can be assumed that all finishes shown to the right of the base material below are available whenever a base material is indicated for a product.

If, by exception, a specific finish is not available for a given base material, it will be stated by the detail page for that product.

## Base Material

Aluminum Anodized

Aluminum Powder Coated

AluGrey Anodized

Stainless Steel

Bronze

Brass

## FSB Finish (BHMA Code)

0105 Natural Color (628)

0205 German Silver (Champagne) Color

0305 Brass Color (688)

0405 Bronze Color (709)

0704 Dark Bronze Color (710)

8220 White (714E)

8320 Red

8120 Black (693)

1005 AluGrey

6204 Satin (630)

6205 Mirror Polished (629)

6206 Matte

6210 Brass Color PVD (605E)

7305 Polished Oil Rubbed

7615 Artificially Aged and Oil Rubbed (615)

7625 Patinated and Oil Rubbed (613)

4205 Polished Lacquered (605)

4305 Polished Oil Rubbed (721)

4694 Oxidized Lacquered

4404 Oxidized Oil Rubbed (607)



# Aluminum



**0105**  
Aluminum  
Natural Color  
Anodized



**8220**  
Aluminum Powder  
Coated White  
approx. RAL 9003



**0205**  
Aluminum  
German Silver  
(Champagne) Color  
Anodized



**8320**  
Aluminum Powder  
Coated Red  
approx. RAL 3002



**0305**  
Aluminum  
Brass Color  
Anodized



**8120**  
Aluminum Powder  
Coated Black  
approx. RAL 9004




**0405**  
Aluminum  
Bronze Color  
Anodized



**0704**  
Aluminum  
Dark Bronze Color  
Anodized

## AluGrey

---



**1005**  
AluGrey

## Stainless Steel

---



**6204**  
Satin  
Stainless Steel



**6205**  
Mirror Polished  
Stainless Steel




**6206**  
Matte  
Stainless Steel



**6210**  
Stainless Steel  
in Brass Color PVD

## Bronze



**7305**  
Bronze Polished  
Oil Rubbed



**7615**  
Bronze Artificially  
Aged and Oil  
Rubbed



**7625**  
Bronze Patinated  
and Oil Rubbed

## Brass



**4205**  
Brass Polished  
Lacquered



**4305**  
Brass Polished  
Oil Rubbed







































**4694**  
Oxidized Brass  
Lacquered



**4404**  
Oxidized Brass  
Oil Rubbed

For availability of these base materials,  
please check the lever overview pages.

# Lever Handles

1001  Page 14 ■	1003  Page 15 ■ ■ ■ ●	1005  Page 16 ■ ■ ■ ●	1007  Page 17 ■	1015  Page 18 ■ ■ ■ ■ ●	1016  Page 19 ■ ■ ■ ●
1020  Page 20 ■ ■ ■ ■	1021  Page 21 ■ ■ ■ ●	1023  Page 22 ■ ■ ■ ■ ■ ●	1025  Page 23 ■ ■ ■ ●	1026  Page 24 ■ ■	1027  Page 25 ■ ■ ■ ●
1028  Page 26 ■ ■ ■ ■ ●	1029  Page 27 ■ ■	1031  Page 28 ■ ■ ■ ●	1034  Page 29 ■ ■	1035  Page 30 ■ ■ ■ ●	1045  Page 31 ■ ■ ■ ■ ●
1051  Page 32 ■ ■	1053  Page 33 ■ ■ ■ ■ ●	1057  Page 34 ■ ■ ■ ■ ●	1058  Page 35 ■ ■ ■ ●	1063  Page 36 ■ ■ ■ ■ ■	1064  Page 37 ■ ■
1069  Page 38 ■ ■	1070  Page 39 ■ ■ ■ ●	1074  Page 40 ■ ■ ■ ●	1075  Page 41 ■ ■ ■ ●	1076  Page 42 ■ ■ ■ ■ ■ ●	1077  Page 43 ■ ■ ■ ●
1078  Page 44 ■ ■ ■ ■ ●	1080  Page 45 ■ ■ ■ ●	1082  Page 46 ■ ■	1088  Page 47 ■ ■ ■ ■ ●	1089  Page 48 ■ ■ ■ ■ ●	1093  Page 49 ■ ■ ■ ■ ●

- Base Material
- Aluminum
  - AluGrey
  - Stainless Steel
  - Bronze
  - Brass
  - Plastic Black
  - Wood

● FSB North American Stock Items (stocked in Natural Color Aluminum and Satin Stainless Steel)

1094



Page 50

1102



Page 51

1106



Page 52

1107



Page 53

1108



Page 54

1111



Page 55

1114



Page 56

1118



Page 57

1119



Page 58

1126



Page 59

1128



Page 60

1144



Page 61

1146



Page 62

1147



Page 63

1160



Page 64

1163



Page 65

1164



Page 66

1171



Page 67

1173



Page 68

1176



Page 69

1177



Page 70

1178



Page 71

1180



Page 72

1182



Page 73

1183



Page 74

1191



Page 75

1194



Page 76

1197



Page 77

1201



Page 78

1202



Page 79

1203



Page 80

1204



Page 81

1208



Page 82

1209



Page 83

1211



Page 84

1212

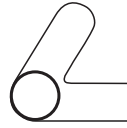


Page 85

# Four rules of good grip

In answer to the question of what constitutes the handle of handles, we would invite the questioner to, literally, try his hand and apply the “four rules of good grip”. It is this sort of approach that strikes a chord with the enlightened customer.

## Thumb guide




The thumb is always looking for a sense of direction. There is evidence of this on even the earliest man-made implements. A great number of hand-held objects feature channeling for the thumb of one sort or another.

## Forefinger furrow



The forefinger is likewise in on the orienteering process. It acts as a pilot, paving the way for the rest of the hand to follow. We have located recesses for the forefinger on any number of artifacts.

## Ball of the thumb support



Once the thumb and forefinger have finished their reconnaissance work, the hand as a whole goes into action. The ball of the thumb needs to be well supported at this point if sufficient leverage is to be generated.

## Gripping substance



The hand does not like clutching at thin air and is only happy when it can roundly envelop. This is reflected in the way people roll tactile objects about in their hands.

# Introduction

## Lever handles

---

In this manual, FSB presents its lever and knob designs, as well as all complementary trim which can be used with either our American or European locking systems.

Those items shown on the overview pages as stock items, including forty-four levers and seven knobs, can all be supplied in either satin stainless steel or naturally anodized aluminum from our North American distribution facility.

All other products as well as twenty additional finishes, are available on request.

FSB designs lockset trim that compliments the specific shape of each lever. The trim set that is supplied as the standard is indicated next to each lever on pages 14 – 85. When specifying locksets, your accompanying trim will be supplied as indicated, unless specifically requested otherwise.

The material number for stainless steel – similar to ASTM 304 – is: 1.4301, based on DIN 17440.

The material numbers for aluminum – similar to ASTM B179-75 – are:  
 AIMg3: 3.3541.02  
 AIMg1: 3.3315  
 AIMgSi0,5: 3.3206,  
 all based on DIN 1725.

FSB would like to point out that aluminum is the most recyclable material currently being used to manufacture door hardware.

---

### Symbol explanations:

 ADA compliant products

All FSB lever handles are manufactured in compliance with the Americans with Disabilities Act (ADA).

 Return compliant products

Selected FSB lever handles as indicated are designed in compliance with local codes requiring the lever to return to within one-half inch of the door face (i.e. California Title 24).

# Lever Handles



1001

Standard Lockset Trim: RA  
See "Lockset Program" Section

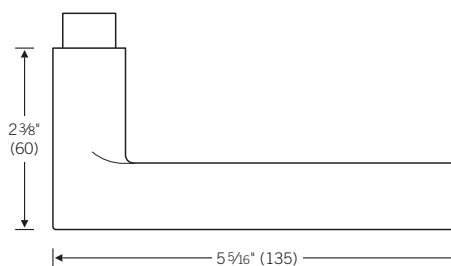
Design: Peter Bastian



3732

Common to elementally geometrical door handles is the quest to relate to the door in formal terms. Architect Peter Bastian, was after more, though: he wanted his handle to be a worthy accoutrement for large doors while also striving for a well-nigh doctrinaire degree of geometrical reductionism and abstraction.

FSB's production specialists ensured his draft was adopted for mass production to the very letter. The upshot is a door lever produced to the highest degree of accuracy and having a square cross-section that offers the hand its bulky gripping volume with great gravitas.



## Available Finishes

### Aluminum Anodized

- 0105 Natural Color
- 0205 German Silver Color
- 0305 Brass Color
- 0405 Bronze Color
- 0704 Dark Bronze Color
- Powder Coated



# Lever Handles

1003

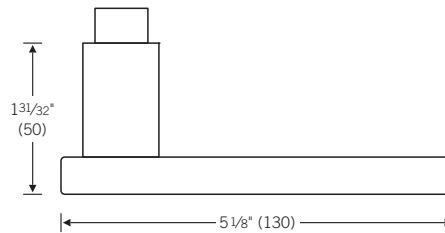
Standard Trim: Set RA  
See "Lockset Program" Section



3426

Lever handle FSB 1003, which has echoes of a miniature door on its side, is decidedly something of a collector's item.

Johannes Potente adopted the underlying visual concept and put it to effect in aluminum and stainless steel.



## Available Finishes (Stock Items ●)

### Aluminum Anodized

- 0105 Natural Color ●
- 0205 German Silver Color
- 0305 Brass Color
- 0405 Bronze Color
- 0704 Dark Bronze Color
- Powder Coated

### AluGrey

- 1005 AluGrey

### Stainless Steel

- 6204 Satin ●
- 6205 Mirror Polished
- 6206 Matte
- 6210 Brass Color PVD

# Lever Handles



1005

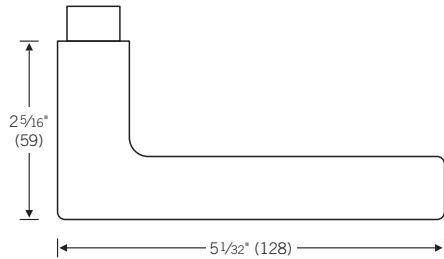
Standard Lockset Trim: RA  
See "Lockset Program" Section



3425

There's no shortage of wedge-shaped lever handles around. Virtually every maker features a variation on this theme in their repertoire. This design may originally have been Professor Burchartz's.

The version by Johannes Potente is very slender.



Available Finishes (Stock Items ●)

Aluminum Anodized

- 0105 Natural Color ●
- 0205 German Silver Color
- 0305 Brass Color
- 0405 Bronze Color
- 0704 Dark Bronze Color
- Powder Coated

AluGrey

- 1005 AluGrey

Stainless Steel

- 6204 Satin ●
- 6205 Mirror Polished
- 6206 Matte
- 6210 Brass Color PVD

# Lever Handles



1007

Standard Lockset Trim: RA  
See "Lockset Program" Section

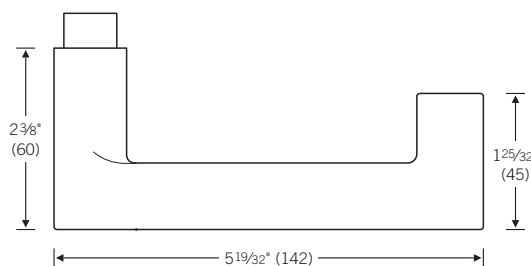
Design: Peter Bastian



3732

Common to elementally geometrical door handles is the quest to relate to the door in formal terms. Architect Peter Bastian, was after more, though: he wanted his handle to be a worthy accoutrement for large doors while also striving for a well-nigh doctrinaire degree of geometrical reductionism and abstraction. The upshot was the lever FSB 1001, having a square cross-section that offers the hand its bulky gripping volume with great gravitas.

In response to the new German fire code requirements, FSB has also made this handle available with a return to the door, we call it FSB 1007.



## Available Finishes

Aluminum Anodized

- 0105 Natural Color
- 0205 German Silver Color
- 0305 Brass Color
- 0405 Bronze Color
- 0704 Dark Bronze Color
- Powder Coated

# Lever Handles



1015

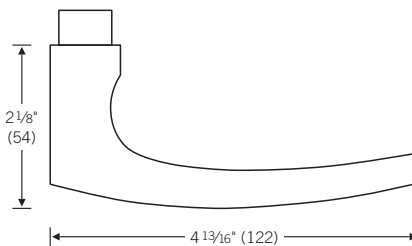
Standard Lockset Trim: RA  
See "Lockset Program" Section



3424

It isn't known who came up with the basic form for the FSB 1015 model. We suspect that the design was thought up in the 1930s at a company called wehag.

The version by Johannes Potente is a very clean-lined affair that is particularly sought after in the Netherlands, and has been for the past forty years or more.



Available Finishes (Stock Items ●)

Aluminum Anodized

- 0105 Natural Color ●
- 0205 German Silver Color
- 0305 Brass Color
- 0405 Bronze Color
- 0704 Dark Bronze Color
- Powder Coated

AluGrey

- 1005 AluGrey

Stainless Steel

- 6204 Satin ●
- 6205 Mirror Polished
- 6206 Matte
- 6210 Brass Color PVD

Bronze

- 7305 Polished Oil Rubbed
- 7615 Artificially Aged and Oil Rubbed
- 7625 Patinated and Oil Rubbed

# Lever Handles

1016



Standard Lockset Trim: RA  
See "Lockset Program" Section



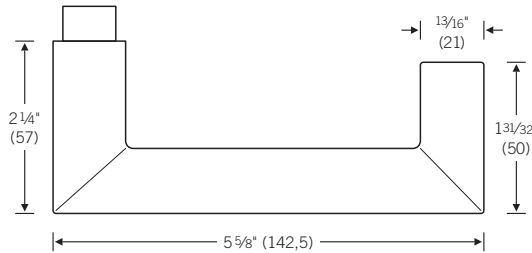
3476



6514

In its first grey-series manual published in 1990, FSB presented a lever handle dating back to the 1920s: the FSB 1076 model has since become the most-copied lever handle of the past century.

The version shown here, FSB 1016, is a more closed-off counterpart to it.



Available Finishes (Stock Items ●)

Aluminum Anodized

- 0105 Natural Color ●
- 0205 German Silver Color
- 0305 Brass Color
- 0405 Bronze Color
- 0704 Dark Bronze Color
- Powder Coated

AluGrey

- 1005 AluGrey

Stainless Steel

- 6204 Satin ●
- 6205 Mirror Polished
- 6206 Matte
- 6210 Brass Color PVD

# Lever Handles



1020

Standard Lockset Trim: RA  
See "Lockset Program" Section

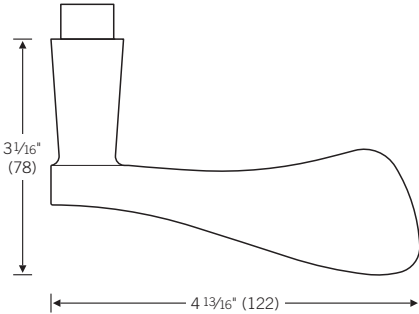
Design: Johannes Potente



3404

The FSB 1020 model is the clearest embodiment of the "good form" of the 1950s. This is a lever handle that flourishes by dint of the organic flow of its moulded-to-the-hand design and because it somehow looks symmetrical without actually being so. Johannes Potente's intention with this design was to provide a dynamic counterpoint to the linearity of doors.

FSB 1020 is one of four models designed by Johannes Potente that, in the summer of 1998, were added to the permanent collection at the MoMA in New York.



### Available Finishes

Aluminum Anodized

- 0105 Natural Color
- 0205 German Silver Color
- 0305 Brass Color
- 0405 Bronze Color
- 0704 Dark Bronze Color
- Powder Coated

AluGrey

- 1005 AluGrey

Brass

- 4205 Polished Lacquered
- 4305 Polished Oil Rubbed
- 4694 Oxidized Lacquered
- 4404 Oxidized Oil Rubbed

# Lever Handles



1021

Standard Lockset Trim: RA  
See "Lockset Program" Section

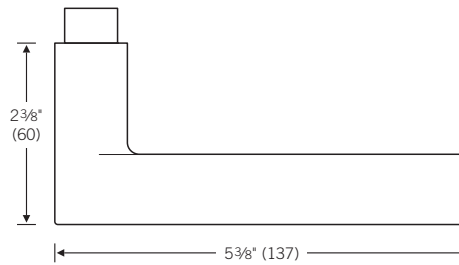


3420

Catalogue No. 6 published by the S. A. Loevy bronzeware factory in the 1930s includes half a dozen door fittings by Rachlis, Grenander, Behrens, Wagenfeld and Paul in which a round shank is combined with a flat grip section. More recently, in the 1990s, the Spanish designer Miguel Milà re-interpreted these elements in the FSB 1126 model.

With the model shown here we have modified Milà's signature somewhat so as to revert more closely to the original "Thirties" design elements.

The third wave of modernism reaches out to embrace the Bauhaus.



Available Finishes (Stock Items ●)

Aluminum Anodized

- 0105 Natural Color ●
- 0205 German Silver Color
- 0305 Brass Color
- 0405 Bronze Color
- 0704 Dark Bronze Color
- Powder Coated

AluGrey

- 1005 AluGrey

Stainless Steel

- 6204 Satin ●
- 6205 Mirror Polished
- 6206 Matte
- 6210 Brass Color PVD

# Lever Handles



1023

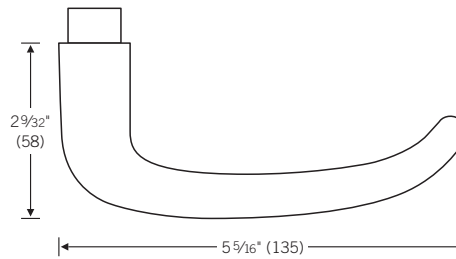
Standard Lockset Trim: RA  
See "Lockset Program" Section



3423

In the 1950s, the Swiss architect, sculptor and designer Max Bill got together with Ernst Moeckel to fashion a door handle for the new Ulm Design College building that drew on the handles common on railway carriage doors in Switzerland and has made design history as the "Ulm handle".

It was a handle that in turn inspired Johannes Potente to produce FSB model 1023, which for over thirty years has served as an alternative to the usual U-shaped models.



## Available Finishes (Stock Items ●)

### Aluminum Anodized

- 0105 Natural Color ●
- 0205 German Silver Color
- 0305 Brass Color
- 0405 Bronze Color
- 0704 Dark Bronze Color
- Powder Coated

### AluGrey

- 1005 AluGrey

### Stainless Steel

- 6204 Satin ●
- 6205 Mirror Polished
- 6206 Matte
- 6210 Brass Color PVD

### Brass and Bronze

- 4205 Polished Lacquered
- 4305 Polished Oil Rubbed
- 4694 Oxidized Lacquered
- 4404 Oxidized Oil Rubbed
- 7305 Polished Oil Rubbed
- 7615 Artificially Aged and Oil Rubbed
- 7625 Patinated and Oil Rubbed



# Lever Handles



1025

Standard Lockset Trim: RB  
See "Lockset Program" Section

Design: Hartmut Weise



3435

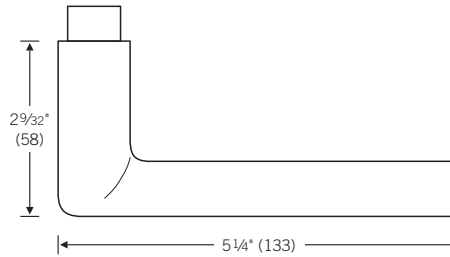


6610

FSB 1025 is the key model in the "FSB Featherlight" product series.

Its design terminology is plain to see. An in-line grip is joined to the point of pivot on the shank. The handle sports a cross-section in the form of a droplet. With its no-frills looks, this is a design that offers its services humbly and yet elegantly.

What really brings FSB 1025 to life is the way it appears to capture the light along its edges. The interaction between light and shade heightens the handle's sense of slenderness.



## Available Finishes (Stock Items ●)

### Aluminum Anodized

- 0105 Natural Color ●
- 0205 German Silver Color
- 0305 Brass Color
- 0405 Bronze Color
- 0704 Dark Bronze Color
- Powder Coated

### AluGrey

- 1005 AluGrey

### Stainless Steel

- 6204 Satin ●
- 6205 Mirror Polished
- 6206 Matte
- 6210 Brass Color PVD

# Lever Handles



1026

Standard Lockset Trim: RB  
See "Lockset Program" Section

Design: Hartmut Weise



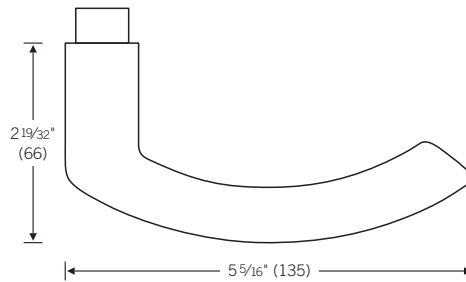
3435



6612

Lever handle model FSB 1026 adds a rising quarter circle to the terminology of the "FSB Featherlight" range, thus lending it added spatial momentum.

The globular-section grip arcs up in a quarter circle as if reaching out to be held. This is a door handle that can be grasped with the left hand or right hand with equal ease. The curvature creates the impression of increased gripping substance.



## Available Finishes

Aluminum Anodized

AluGrey

- 0105 Natural Color
- 0205 German Silver Color
- 0305 Brass Color
- 0405 Bronze Color
- 0704 Dark Bronze Color
- Powder Coated

- 1005 AluGrey

# Lever Handles

1027

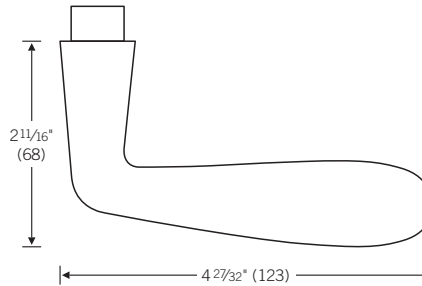
Standard Lockset Trim: RB  
See "Lockset Program" Section

Design: Johannes Potente



The FSB 1027 model is a stock item in the trade. It is rather disparagingly referred to as the "shoe horn" model. The underlying design is the brainchild of Professor Max Burchartz. The handle lies extremely snugly in the hand and unobtrusiveness is its watchword.

The FSB version of the "shoe horn" was designed by Johannes Potente.



## Available Finishes (Stock Items ●)

### Aluminum Anodized

- 0105 Natural Color ●
- 0205 German Silver Color
- 0305 Brass Color
- 0405 Bronze Color
- 0704 Dark Bronze Color
- Powder Coated

### AluGrey

- 1005 AluGrey

### Stainless Steel

- 6204 Satin ●
- 6205 Mirror Polished
- 6206 Matte
- 6210 Brass Color PVD

# Lever Handles



1028

Standard Lockset Trim: RB  
See "Lockset Program" Section

Design: Hartmut Weise



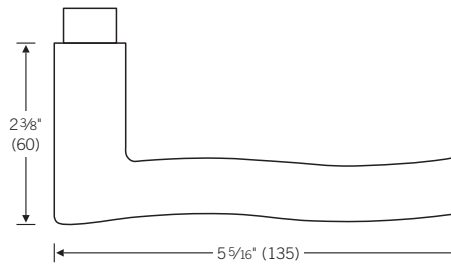
3435



6611

The FSB 1028 design is the most ornate of the handles in the "FSB Featherlight" range. It is a variation on the terminology used in the FSB 1025 model, yet one that does not neglect the ergonomic factor.

This is a design that catches the eye and is just as good to hold. The undular styling of the grip section is both visually striking and a stimulating experience for the hand. It's as elegant a silver embellishment as you could ever hope to see on a door and, almost as an afterthought, it also serves to operate the door.



## Available Finishes (Stock Items ●)

### Aluminum Anodized

- 0105 Natural Color ●
- 0205 German Silver Color
- 0305 Brass Color
- 0405 Bronze Color
- 0704 Dark Bronze Color
- Powder Coated

### AluGrey

- 1005 AluGrey

### Stainless Steel

- 6204 Satin ●
- 6205 Mirror Polished
- 6206 Matte
- 6210 Brass Color PVD

### Brass

- 4205 Polished Lacquered
- 4305 Polished Oil Rubbed
- 4694 Oxidized Lacquered
- 4404 Oxidized Oil Rubbed

# Lever Handles

1029

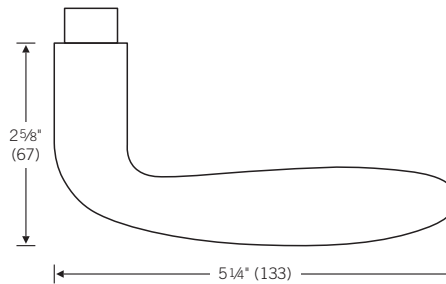
Standard Lockset Trim: RB  
See "Lockset Program" Section

Design: Hartmut Weise



The FSB 1029 design brings a moulded-to-the-hand dimension to the "FSB Featherlight" series.

We only apply the term "moulded-to-the-hand" to models that meet our "four rules of good grip" criteria to the letter. By using just a few more grams of aluminum, Hartmut Weise has managed to modify the teardrop motif in such a way that thumb and forefinger are accommodated and the palm of the hand has ample bulk to grasp hold of.



## Available Finishes

Aluminum Anodized

- 0105 Natural Color
- 0205 German Silver Color
- 0305 Brass Color
- 0405 Bronze Color
- 0704 Dark Bronze Color
- Powder Coated

AluGrey

- 1005 AluGrey

# Lever Handles



1031

Standard Lockset Trim: RA  
See "Lockset Program" Section

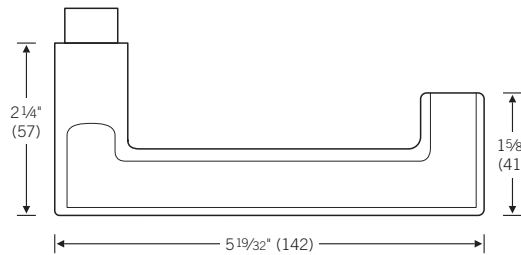
Design: Heike Falkenberg



3459



6540



In the autumn of 1996, Düsseldorf-based interior designer Heike Falkenberg asked FSB to recreate an old handle design for a renovation job she was involved in. Using the sketch she submitted, FSB's development department cut a demonstration model out of the FSB 1076 handle, reducing the circular tube to a more minimal flat grip, called FSB 1035.

In response to the new German fire code requirements, FSB has now made this popular handle available with a return to the door.

## Available Finishes (Stock Items ●)

### Aluminum Anodized

- 0105 Natural Color ●
- 0205 German Silver Color
- 0305 Brass Color
- 0405 Bronze Color
- 0704 Dark Bronze Color
- Powder Coated

### AluGrey

- 1005 AluGrey

### Stainless Steel

- 6204 Satin ●
- 6205 Mirror Polished
- 6206 Matte
- 6210 Brass Color PVD

# Lever Handles

1034

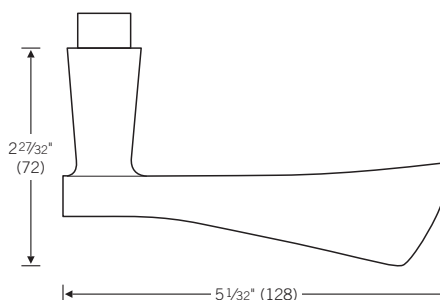
Standard Lockset Trim: RA  
See "Lockset Program" Section

Design: Johannes Potente



Lever handle model FSB 1034 was the first major item designed by Johannes Potente. It dates from 1952. Once the copyright lapsed, it was imitated by the millions throughout the world. It even had to suffer being re-modelled in grey plastic – that was back in the days before plastic went technicolor.

It is a model that unwittingly anticipates the "four rules of good grip" drawn up much later by Otl Aicher and FSB in that thumb rest, forefinger furrow, support for the ball of the thumb, and gripping substance are all in place.



## Available Finishes

Aluminum Anodized

AluGrey

- 0105 Natural Color
- 0205 German Silver Color
- 0305 Brass Color
- 0405 Bronze Color
- 0704 Dark Bronze Color
- Powder Coated

- 1005 AluGrey

# Lever Handles



1035

Standard Lockset Trim: RA  
See "Lockset Program" Section

Design: Heike Falkenberg



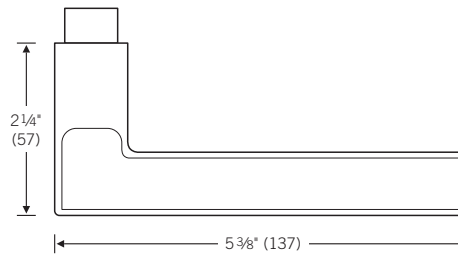
3459



6540

In the autumn of 1996, Düsseldorf-based interior designer Heike Falkenberg asked FSB to recreate an old handle design for a renovation job she was involved in. Using the sketch she submitted, FSB's development department cut a demonstration model out of the FSB 1076 handle, reducing the circular tube to a more minimal flat grip.

The prototype looked so good that, together with the designer, we spontaneously decided to market our gripping idea. The design was so rapturously received in the marketplace, we have extended this cross section to window and pull handles.



## Available Finishes (Stock Items ●)

### Aluminum Anodized

- 0105 Natural Color ●
- 0205 German Silver Color
- 0305 Brass Color
- 0405 Bronze Color
- 0704 Dark Bronze Color
- Powder Coated

### AluGrey

- 1005 AluGrey

### Stainless Steel

- 6204 Satin ●
- 6205 Mirror Polished
- 6206 Matte
- 6210 Brass Color PVD



# Lever Handles



1045

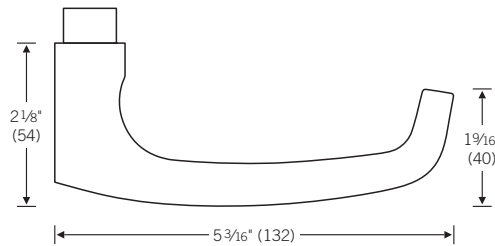
Standard Lockset Trim: RA  
See "Lockset Program" Section



3424

FSB 1045 is based on FSB model 1015, which our research suggests was conceived in the 1930s at a company called wehag.

Given the unceasing use of the FSB 1015 model in commercial ventures, we have supplemented this design with a return variant conforming to DIN EN 179. Testing and certification to DIN EN 179 are at the preparatory stage.



Available Finishes (Stock Items ●)

Aluminum Anodized

- 0105 Natural Color ●
- 0205 German Silver Color
- 0305 Brass Color
- 0405 Bronze Color
- 0704 Dark Bronze Color
- Powder Coated

AluGrey

- 1005 AluGrey

Stainless Steel

- 6204 Satin ●
- 6205 Mirror Polished
- 6206 Matte
- 6210 Brass Color PVD

Bronze

- 7305 Polished Oil Rubbed
- 7615 Artificially Aged and Oil Rubbed
- 7625 Patinated and Oil Rubbed

# Lever Handles



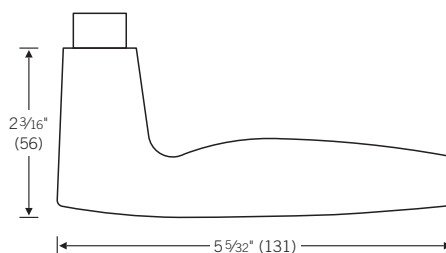
1051

Standard Lockset Trim: RA  
See "Lockset Program" Section

Design: Johannes Potente

Lever handle model FSB 1051 has come to epitomise FSB. It was dubbed the "Schneider Handle" (the "S" in FSB) virtually from the moment it came into being in the mid-1950s. We can only surmise as to why this model became Johannes Potente's supreme creation and a market leader in the 1960s. Maybe it's all down to the harmony it exudes and its moulded-to-the-hand credentials.

FSB 1051 is one of four models designed by Johannes Potente that, in the summer of 1998, were added to the permanent collection at the MoMA in New York.



## Available Finishes

Aluminum Anodized

AluGrey

- 0105 Natural Color
- 0205 German Silver Color
- 0305 Brass Color
- 0405 Bronze Color
- 0704 Dark Bronze Color
- Powder Coated

- 1005 AluGrey

# Lever Handles

1053

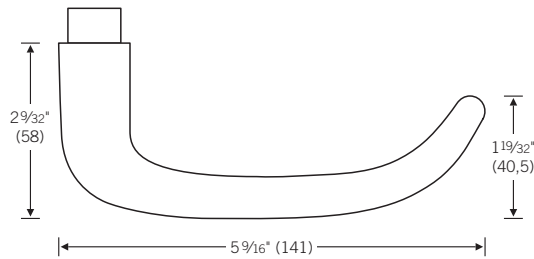
Standard Lockset Trim: RA  
See "Lockset Program" Section



3423

In the 1950s, Swiss architect, sculptor and designer Max Bill got together with Ernst Moeckel to fashion a door handle for the new Ulm Design College building that drew on the handles common on railway carriage doors in Switzerland and has made design history as the "Ulm handle".

7653 is a slightly reworked version of 1023 that meets the new requirements set forth in DIN EN 179.



Available Finishes (Stock Items ●)

Aluminum Anodized

- 0105 Natural Color ●
- 0205 German Silver Color
- 0305 Brass Color
- 0405 Bronze Color
- 0704 Dark Bronze Color
- Powder Coated

AluGrey

- 1005 AluGrey

Stainless Steel

- 6204 Satin ●
- 6205 Mirror Polished
- 6206 Matte
- 6210 Brass Color PVD

Bronze

- 7305 Polished Oil Rubbed
- 7615 Artificially Aged and Oil Rubbed
- 7625 Patinated and Oil Rubbed

# Lever Handles



1057

Standard Lockset Trim: RB  
See "Lockset Program" Section

Design: Jan Roth

Lever handle model FSB 1057 is the work of Munich-based designer Jan Roth. Singularly unimpressed by the models then on sale, he decided to design a handle of his own for his doors. After the first casting, he took the polished unfinished parts home with him and duly fitted them to the doors there (which is where they can still be found).

The FSB 1057 model by Jan Roth nestles snugly in the hand and is a handle that women in particular often tend to fall for on the spot.



## Available Finishes (Stock Items ●)

### Aluminum Anodized

- 0105 Natural Color ●
- 0205 German Silver Color
- 0305 Brass Color
- 0405 Bronze Color
- 0704 Dark Bronze Color
- Powder Coated

### Stainless Steel

- 6204 Satin ●
- 6205 Mirror Polished
- 6206 Matte
- 6210 Brass Color PVD

### Brass

- 4205 Polished Lacquered
- 4305 Polished Oil Rubbed
- 4694 Oxidized Lacquered
- 4404 Oxidized Oil Rubbed

# Lever Handles

## 1058

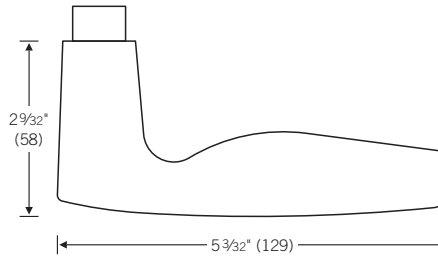
Standard Lockset Trim: RA  
See "Lockset Program" Section

Design: Johannes Potente



FSB 1058 was Johannes Potente's favorite model. It is not known why, a mere two years after designing FSB 1051, his supreme creation, he followed up with this redesign. FSB 1058 conspicuously does away with the triangular styling over the pivotal axis. The upshot is an elegant design with a beauty to take hold of.

FSB 1058 is one of four models designed by Johannes Potente that, in the summer of 1998, were added to the permanent collection at the MoMA in New York.



### Available Finishes (Stock Items ●)

#### Aluminum Anodized

- 0105 Natural Color ●
- 0205 German Silver Color
- 0305 Brass Color
- 0405 Bronze Color
- 0704 Dark Bronze Color
- Powder Coated

#### Stainless Steel

- 6204 Satin ●
- 6205 Mirror Polished
- 6206 Matte
- 6210 Brass Color PVD

# Lever Handles



1063

Standard Lockset Trim: RA  
See "Lockset Program" Section

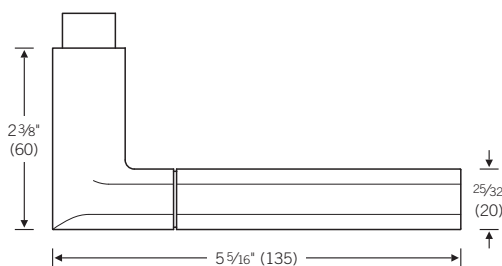
Design: Christoph Ingenhoven



3778

A key design feature in FSB 1063 is the circumferential groove that divides the "handling" section of the fitting from the "works", i.e. the shank and bearing. We have now joined forces with the Ingenhoven office to systematically extend the concept by adding applications in wood (wenge and oak) and dark grey plastic.

For those designers who would like to add color to their project, this handle can be supplied with white, red or black Corian® grip as well.



## Available Finishes

### AluGrey

- 1005 AluGrey with Wenge Grip
- 1005 AluGrey with Oak Grip
- 1005 AluGrey with Grey Plastic Grip

# Lever Handles



1064

Standard Lockset Trim: RA  
See "Lockset Program" Section

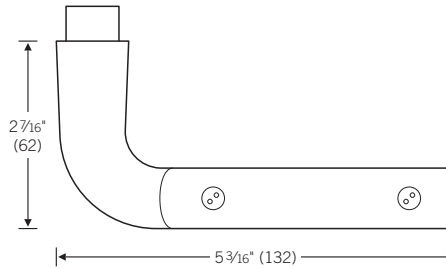
Design: Nicholas Grimshaw



3469

The design of FSB 1064 was very much market-driven. A female admirer of the handle collection by Nicholas Grimshaw (cf. FSB 1069) tentatively enquired whether his window-handle design could be reconceived as lever handle hardware on narrow escutcheon plates. It transpired that this was indeed possible with little technical input.

Nicholas Grimshaw had no option but to go along with this rejigging of his design notions.



## Available Finishes

Aluminum Anodized

- 0105 Natural Color with Black Plastic Grip

# Lever Handles



1069

Standard Lockset Trim: RA  
See "Lockset Program" Section

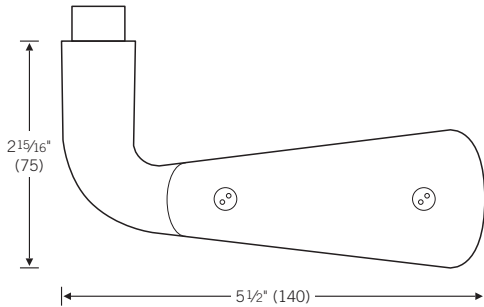
Design: Nicholas Grimshaw



3469

FSB 1069 is the first spontaneous draft of a door handle by English architect Nicholas Grimshaw. "Please press to open", the grip appears to be saying.

The gripping surface is as slender front-on as it is broad across the top. The silvery aluminum layer separating the two black plastic shells that comprise the grip lends the design stability and lightness in one.



## Available Finishes

Aluminum Anodized

- 0105 Natural Color with Black Plastic Grip



# Lever Handles

1070

Standard Lockset Trim: RA  
See "Lockset Program" Section

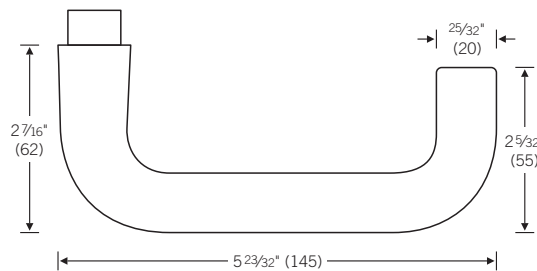


3421



6602

This is a lever handle design that became "really famous" during the period of garish colors in the 1970s. For many architects at school in those days this model epitomises the architecture of the age.



Available Finishes (Stock Items ●)

Aluminum Anodized

- 0105 Natural Color ●
- 0205 German Silver Color
- 0305 Brass Color
- 0405 Bronze Color
- 0704 Dark Bronze Color
- Powder Coated

AluGrey

- 1005 AluGrey

Stainless Steel

- 6204 Satin ●
- 6205 Mirror Polished
- 6206 Matte
- 6210 Brass Color PVD

# Lever Handles




1074

Standard Lockset Trim: RA  
See "Lockset Program" Section

Design: Hadi Teherani



3783



Hadi Teherani breaks with traditional thinking in the FSB 1183.

Hadi Teherani has radically reduced the diversity of handle models intended for use on doors with narrow frames. He delivers the function of a cranked lever handle, while averting the danger of a users thumb hitting the frame, by shifting the handle's point of rotation leftwards.

Hadi Teherani's model for European fire doors sports a similarly radical return to the door: he simply takes a third of the grip section and attaches it to same at right angles.

### Available Finishes (Stock Items ●)

#### Aluminum Anodized

- 0105 Natural Color ●
- 0205 German Silver Color
- 0305 Brass Color
- 0405 Bronze Color
- 0704 Dark Bronze Color
- Powder Coated

#### Stainless Steel

- 6204 Satin ●
- 6205 Mirror Polished
- 6206 Matte
- 6210 Brass Color PVD

# Lever Handles



1075

Standard Lockset Trim: RA  
See "Lockset Program" Section

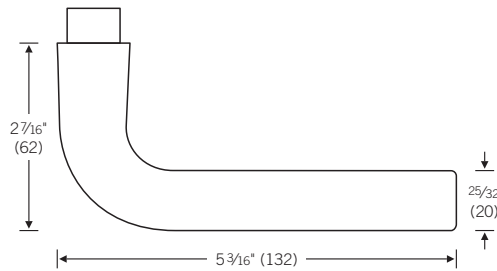


3422

6602 38

The 1920s gave rise to three classic lever handles: the architect Mallet-Stevens mitred two sections of tubing together: FSB 1076 – page 42. Ludwig Wittgenstein bent a brass tube through 90 degrees: FSB 1147 – page 63. Messrs Gropius and Meyer married an angled piece of square-section material to a grip that Alessandro Mendini subtly refined: FSB 1102 – page 51.

But we still don't know today who it was that picked up a saw and "liberated" FSB 1147 from its semicircular tip: the upshot being FSB 1075.



Available Finishes (Stock Items ●)

Aluminum Anodized

- 0105 Natural Color ●
- 0205 German Silver Color
- 0305 Brass Color
- 0405 Bronze Color
- 0704 Dark Bronze Color
- Powder Coated

AluGrey

- 1005 AluGrey

Stainless Steel

- 6204 Satin ●
- 6205 Mirror Polished
- 6206 Matte
- 6210 Brass Color PVD

# Lever Handles



1076

Standard Lockset Trim: RA  
See "Lockset Program" Section



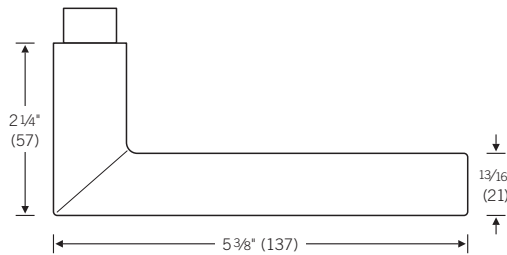
3476



6669

The architect Robert Mallet-Stevens (1886–1945) designed several residential buildings in Paris in the 1920s. It is likely to have been he who hit upon the idea of splitting a round tube in two and mitering the ends back together again at right angles.

The design is now known as the "Frankfurt model". There's a simple reason for this being so. The handle was rediscovered when the Architecture Museum was built and proceeded to take the market by storm.



Available Finishes (Stock Items ●)

Aluminum Anodized

- 0105 Natural Color ●
- 0205 German Silver Color
- 0305 Brass Color
- 0405 Bronze Color
- 0704 Dark Bronze Color
- Powder Coated

AluGrey

- 1005 AluGrey

Stainless Steel

- 6204 Satin ●
- 6205 Mirror Polished
- 6206 Matte
- 6210 Brass Color PVD

Brass

- 4205 polished lacquered
- 4305 polished waxed
- 4694 oxidized lacquered
- 4404 oxidized waxed

# Lever Handles



1077

Standard Lockset Trim: RA  
See "Lockset Program" Section



3477

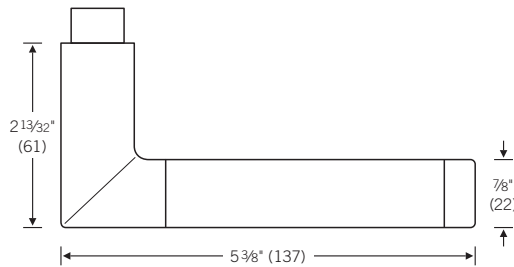


6541

The idea behind the FSB 1077 lever handle series was to give architects and end-users an opportunity to have a say in the choice of grip section for their door handles.

The FSB range provides for the following combinations:

- angled section and roses silver anodized aluminum, grip stainless steel
- angled section and roses silver anodized aluminum, grip black plastic



Available Finishes (Stock Items ●)

Aluminum Anodized

- 0105 Natural Color with Stainless Steel Grip ●
- 0105 Natural Color with Black Plastic Grip

# Lever Handles



1078

Standard Lockset Trim: RA  
See "Lockset Program" Section

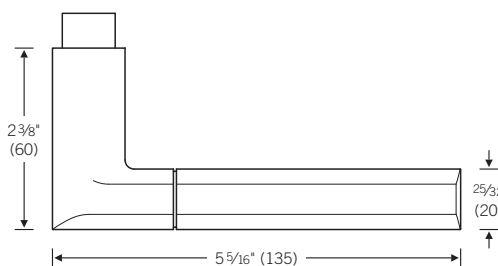
Design: Christoph Ingenhoven



3778

FSB 1078 was created at the instigation of Christoph Ingenhoven, who was thrilled by the material AluGrey as soon as he set eyes on it and was of the opinion that this innovative material development ought also to find expression in a new – "classic" – lever handle design. Acting as role model was that quintessential "classic", FSB 1076, which was subjected to a complete re-interpretation as regards both the mitering and the grip section.

What's so especially pleasing about this model is the formal transition from the round shank to a grip section that is very narrow at the top and bottom.



## Available Finishes (Stock Items ●)

### Aluminum Anodized

- 0105 Natural Color ●
- 0205 German Silver Color
- 0305 Brass Color
- 0405 Bronze Color
- 0704 Dark Bronze Color
- Powder Coated

### AluGrey

- 1005 AluGrey

### Stainless Steel

- 6204 Satin ●
- 6205 Mirror Polished
- 6206 Matte
- 6210 Brass Color PVD

# Lever Handles



1080



Standard Lockset Trim: RA  
See "Lockset Program" Section

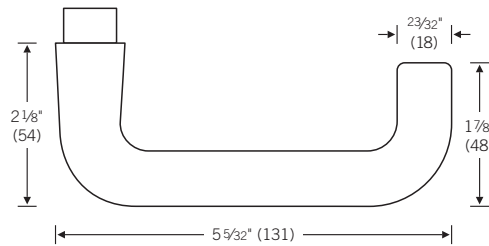


3421



6602

Exactly who invented the tubular design has been the subject of much conjecture. Most probably it was some blacksmith way back when hammering steel tubing into the shape of a handle on their anvil. The phrase "stable door handle" has long been common parlance – the end bent back towards the door was presumably intended to prevent bridles from snagging. Having served the animal world well, the handle experienced a global comeback in a myriad of materials and countless jazzy colors a century later.



## Available Finishes (Stock Items ●)

### Aluminum Anodized

- 0105 Natural Color ●
- 0205 German Silver Color
- 0305 Brass Color
- 0405 Bronze Color
- 0704 Dark Bronze Color
- Powder Coated

### Stainless Steel

- 6204 Satin ●
- 6205 Mirror Polished
- 6206 Matte
- 6210 Brass Color PVD

# Lever Handles

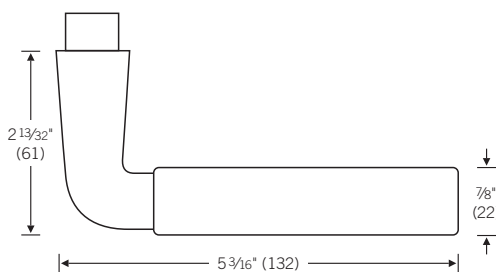


1082

Standard Lockset Trim: RA  
See "Lockset Program" Section

The notion of combining metal and wood in a lever handle took to the streets, as it were, in the early Eighties.

For FSB, Johannes Potente conceived a solid metal shaft with a highly tactile tubular beech grip in light and dark versions. This unorthodox series was a great success and has remained a consistent seller. The FSB program would be inconceivable without it.



## Available Finishes

### Aluminum Anodized

- 0704 Dark Bronze Color with Light Beech Grip
- 0704 Dark Bronze Color with Dark Beech Grip



# Lever Handles

1088

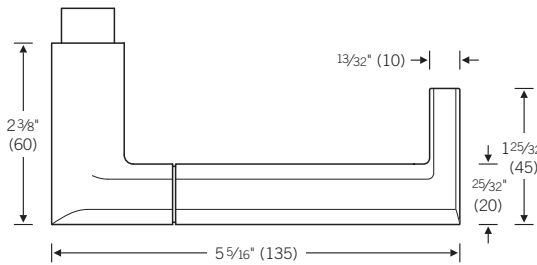
Standard Lockset Trim: RA  
See "Lockset Program" Section

Design: Christoph Ingenhoven



3778

The "return version" shown here complements the in-line 1078 model. It meets the special requirements for emergency exits.



Available Finishes (Stock Items ●)

Aluminum Anodized

- 0105 Natural Color ●
- 0205 German Silver Color
- 0305 Brass Color
- 0405 Bronze Color
- 0704 Dark Bronze Color
- Powder Coated

AluGrey

- 1005 AluGrey

Stainless Steel

- 6204 Satin ●
- 6205 Mirror Polished
- 6206 Matte
- 6210 Brass Color PVD

# Lever Handles



1089

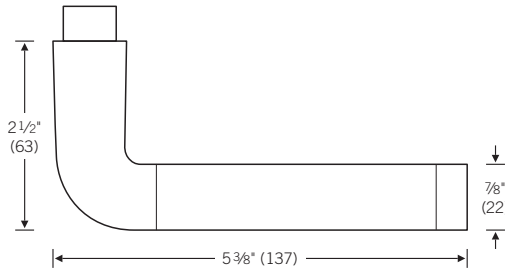
Standard Lockset Trim: RA  
See "Lockset Program" Section



3498

As with FSB model 1077, the idea behind the FSB 1089 model was to give architects and end-users an opportunity to have a say in the choice of grip section for their lever handles.

FSB supplies grips in stainless steel or black plastic, with angled sections and roses in aluminum.



Available Finishes (Stock Items ●)

Aluminum Anodized

- 0105 Natural Color with Stainless Steel Grip ●
- 0105 Natural Color with Black Plastic Grip

# Lever Handles

1093

Standard Lockset Trim: RA  
See "Lockset Program" Section

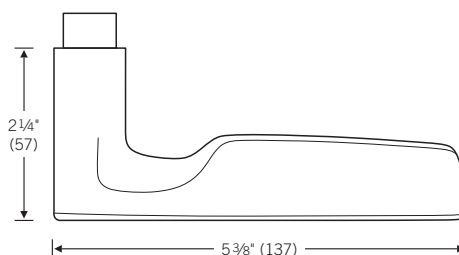
Design: Jahn/Lykouria



3468

Helmut Jahn and Yorgo Lykouria came to lever handle design without any preconceptions whatsoever: they freed their minds of the constraints of industrial production processes, which were characteristic of the tubular designs of Modernism in particular, and looked out for a form that, while it can be produced by machines, ergonomically corresponds to human gripping needs in a special way.

The upshot is a formally distinctive lever handle re-interpretation that is a genuine innovation of the moulded-to-the-hand concept.



## Available Finishes (Stock Items ●)

### Aluminum Anodized

- 0105 Natural Color ●
- 0205 German Silver Color
- 0305 Brass Color
- 0405 Bronze Color
- 0704 Dark Bronze Color
- Powder Coated

### AluGrey

- 1005 AluGrey

### Stainless Steel

- 6204 Satin ●
- 6205 Mirror Polished
- 6206 Matte
- 6210 Brass Color PVD

# Lever Handles



1094

Standard Lockset Trim: RA  
See "Lockset Program" Section

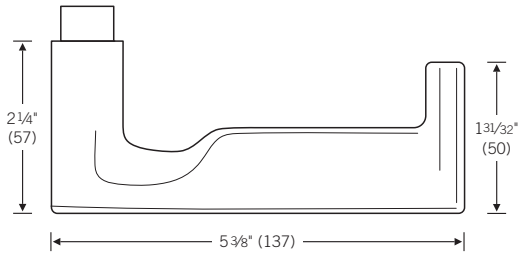
Design: Jahn/Lykouria



3468

FSB 1094 is a "return" model to go alongside FSB 1093.

FSB 1094 fulfils the special requirements for emergency exits and has been duly tested and certified to DIN EN 179. FSB 1094, too, is a genuine shape-of-the-hand innovation that derives its specific charm from the return element pointing back towards the door.



Available Finishes (Stock Items ●)

Aluminum Anodized

- 0105 Natural Color ●
- 0205 German Silver Color
- 0305 Brass Color
- 0405 Bronze Color
- 0704 Dark Bronze Color
- Powder Coated

AluGrey

- 1005 AluGrey

Stainless Steel

- 6204 Satin ●
- 6205 Mirror Polished
- 6206 Matte
- 6210 Brass Color PVD

# Lever Handles



1102

Standard Lockset Trim: RA  
See "Lockset Program" Section

Design: Alessandro Mendini



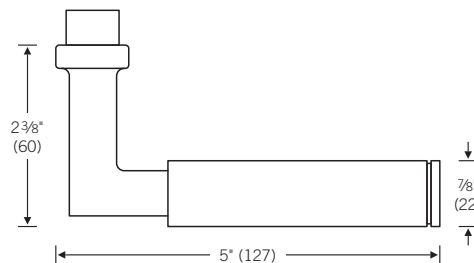
3432



6546

The FSB 1102 model is rooted in a redesign venture by Italian designer Alessandro Mendini, who refashioned the celebrated Gropius lever handle by using a different material and adding a groove as one of his submissions to FSB's Design Workshop held in 1986.

Owing to the popularity of this design, we now supply FSB 1102 in the four materials listed above and the corresponding finishes. We would recommend using the rugged stainless steel variant on heavily used doors, indeed that is the version shown here.



## Available Finishes (Stock Items ●)

### Aluminum Anodized

- 0105 Natural Color ●
- 0105 Natural Color with Black Plastic Grip
- 0205 German Silver Color
- 0305 Brass Color
- 0405 Bronze Color
- 0704 Dark Bronze Color
- Powder Coated

### AluGrey

- 1005 AluGrey

### Stainless Steel

- 6204 Satin ●
- 6205 Mirror Polished
- 6206 Matte
- 6210 Brass Color PVD

### Brass and Bronze

- 4205 Polished Lacquered
- 4305 Polished Oil Rubbed
- 4694 Oxidized Lacquered
- 4404 Oxidized Oil Rubbed
- 7305 Polished Oil Rubbed
- 7615 Artificially Aged and Oil Rubbed
- 7625 Patinated and Oil Rubbed

# Lever Handles



1106

Standard Lockset Trim: RA  
See "Lockset Program" Section

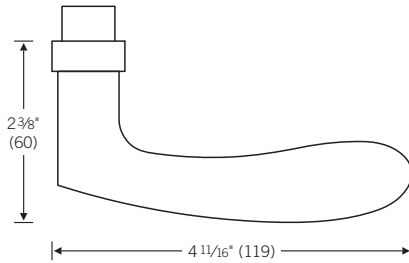
Design: Christoph Mäckler



3736

Materials always figure centrally for Frankfurt-based architect Prof. Christoph Mäckler. It came as no surprise, therefore, that he earmarked FSB's new "Alu-Grey" material for his lever handle collection.

Reworking the form and size of the lever handle simultaneously gave it the technical wherewithal for application as heavy-duty hardware fitted with FSB's AGL compensating bearing or in a fire safety variant. Lever handle 1106 was the result.



Available Finishes (Stock Items ●)

Aluminum Anodized

- 0105 Natural Color ●
- 0205 German Silver Color
- 0305 Brass Color
- 0405 Bronze Color
- 0704 Dark Bronze Color
- Powder Coated

AluGrey

- 1005 AluGrey

Stainless Steel

- 6204 Satin ●
- 6205 Mirror Polished
- 6206 Matte
- 6210 Brass Color PVD

Brass and Bronze

- 4205 Polished Lacquered
- 4305 Polished Oil Rubbed
- 4694 Oxidized Lacquered
- 4404 Oxidized Oil Rubbed
- 7305 Polished Oil Rubbed
- 7615 Artificially Aged and Oil Rubbed
- 7625 Patinated and Oil Rubbed

# Lever Handles



1107

Standard Lockset Trim: RB  
See "Lockset Program" Section

Design: Hartmut Weise

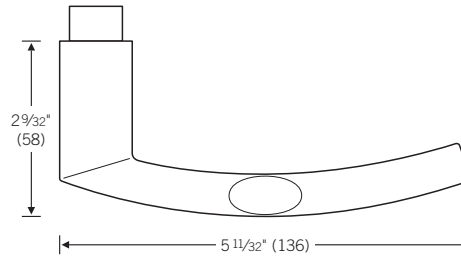


3440



6537

FSB 1107 is related to FSB 1108. FSB's in-house designer Hartmut Weise has imbued his "Brakel Lightweight" with the curve of a door in motion.



Available Finishes (Stock Items ●)

Aluminum Anodized

- 0105 Natural Color ●
- 0205 German Silver Color
- 0305 Brass Color
- 0405 Bronze Color
- 0704 Dark Bronze Color
- Powder Coated

AluGrey

- 1005 AluGrey

Stainless Steel

- 6204 Satin ●
- 6205 Mirror Polished
- 6206 Matte
- 6210 Brass Color PVD

# Lever Handles



1108

Standard Lockset Trim: RB  
See "Lockset Program" Section

Design: Hartmut Weise

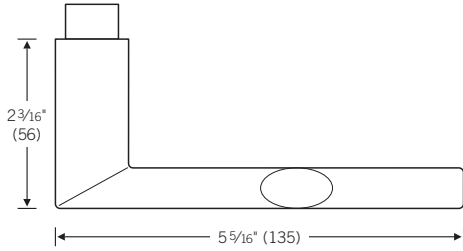


3409



6538

FSB's in-house designer Hartmut Weise was wondering what it is that gives the "Frankfurt Model" (FSB 1076) and "Wittgenstein's Handle" models their particular appeal. At some point he jotted down the words "unpretentious presence". He then determined to offer the market a sober design that was at the very least on a par with them. The upshot was FSB 1108 – a round tube coupled with a mitred grip of oval section. The "Brakel Model"?



Available Finishes (Stock Items ●)

Aluminum Anodized

- 0105 Natural Color ●
- 0205 German Silver Color
- 0305 Brass Color
- 0405 Bronze Color
- 0704 Dark Bronze Color
- Powder Coated

AluGrey

- 1005 AluGrey

Stainless Steel

- 6204 Satin ●
- 6205 Mirror Polished
- 6206 Matte
- 6210 Brass Color PVD



# Lever Handles



1111

Standard Lockset Trim: RB  
See "Lockset Program" Section

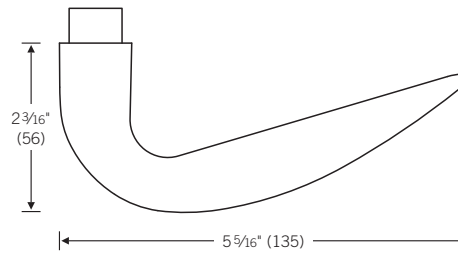
Design: Philippe Starck



3439

Whereas the PS1 series (FSB 1191, cf. Page 75) is now a "classic", when it came to the PS2 series we lost heart after making the first prototypes. What went wrong?

PS2 consisted of an aluminum core onto which a transparent coating of coloured plastic was sprayed. At some point, we began thinking about how we were to recycle this composite product – this led to our deciding in favour of the environment and developing FSB 1111 in a "new" guise.



## Available Finishes

Aluminum Anodized

■ 0105 Natural Color

# Lever Handles



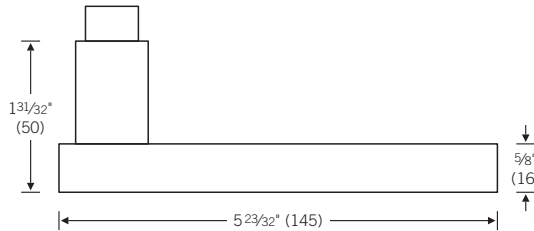
1114

Standard Lockset Trim: RA  
See "Lockset Program" Section

Design: Richard Rogers

Richard Rogers tasked his colleague Laurence Abbott and a team spearheaded by Florian Fischötter with developing a lever handle design as part of an unfussy, elegant hardware collection in stainless steel whose individual constituents are immediately discernible to the human eye. This objective was achieved in the form of door handle model FSB 1114.

A stainless steel bar hovers airily above a shank to which it is connected by means of a rugged shackle.



## Available Finishes

### Stainless Steel

- 6204 Satin
- 6205 Mirror Polished
- 6206 Matte
- 6210 Brass Color PVD

# Lever Handles

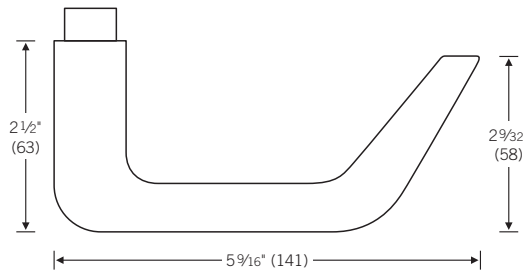
1118



Standard Lockset Trim: RA  
See "Lockset Program" Section



Originally designed for the US market, it was our first handle to offer the half inch return required in some American entries. While FSB's 1118 has a similar look to many other manufacturer's handles, one grip of this lever will leave you with an instant understanding as to how FSB gets it's reputation for mastery in ergonomics.



Available Finishes (Stock Items ●)

Aluminum Anodized

- 0105 Natural Color ●
- 0205 German Silver Color
- 0305 Brass Color
- 0405 Bronze Color
- 0704 Dark Bronze Color
- Powder Coated

AluGrey

- 1005 AluGrey

Stainless Steel

- 6204 Satin ●
- 6205 Mirror Polished
- 6206 Matte
- 6210 Brass Color PVD

# Lever Handles



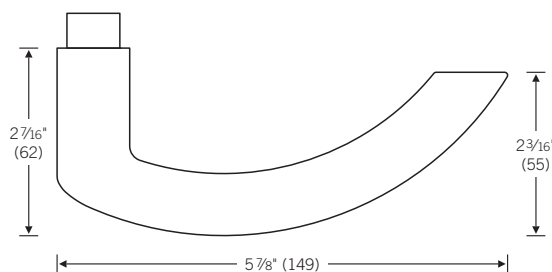
1119



Standard Lockset Trim: RA  
See "Lockset Program" Section

Design: Hartmut Weise

FSB 1119 incorporates insights gained by FSB in co-operation with the Fraunhofer Institute during scientific analyses on the design of a lever handle for large-leaf doors in hospitals. Whereas the utmost importance was given to the rigorous implementation of ergonomic parameters when designing a hospital specific handle for Germany, in the case of FSB 1119 considerations of style predominated. Responsible for fashioning this elegant alternative to the usual tubular products is FSB's in-house designer Hartmut Weise.



## Available Finishes (Stock Items ●)

### Aluminum Anodized

- 0105 Natural Color ●
- 0205 German Silver Color
- 0305 Brass Color
- 0405 Bronze Color
- 0704 Dark Bronze Color
- Powder Coated

### AluGrey

- 1005 AluGrey

### Stainless Steel

- 6204 Satin ●
- 6205 Mirror Polished
- 6206 Matte
- 6210 Brass Color PVD

# Lever Handles

1126

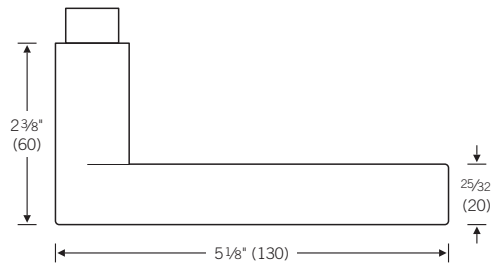
Standard Lockset Trim: RA  
See "Lockset Program" Section

Design: Miguel Milà



When the Spanish designer Miguel Milà suggest that we turn flat steel hoop into a gently arching lever handle, we initially thought he was resurrecting an old form familiar from the work of the likes of Wilhelm Wagenfeld and his followers.

But our research was to reveal that, by grace of its organic curvature, Miguel Milà's stainless steel handle boasted hitherto unknown formal properties.



## Available Finishes

### Stainless Steel

- 6204 Satin
- 6205 Mirror Polished
- 6206 Matte
- 6210 Brass Color PVD

# Lever Handles



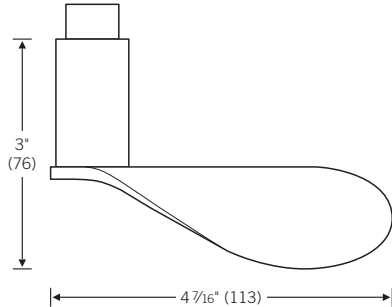
1128

Standard Lockset Trim: RB  
See "Lockset Program" Section

Design: Erik Magnussen

For his wife Jonna – and FSB too, of course – Erik Magnussen styled a lever handle to resemble the “small wing beat” of a gull. Calling it a lever handle doesn’t really seem to do it justice. Operating doors with it is a decidedly sensuous experience.

Handle design FSB 1128 blends particularly well with round roses but can also be used together with the long narrow backplate FSB 1417.



Available Finishes

Stainless Steel

- 6204 Satin
- 6205 Mirror Polished
- 6206 Matte
- 6210 Brass Color PVD

# Lever Handles



1144

Standard Lockset Trim: RA  
See "Lockset Program" Section

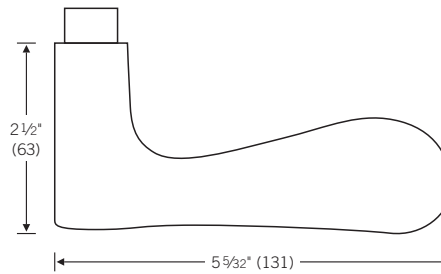
Design: Jasper Morrison



3444

The form of lever handle FSB 1144 is graced by being just as pleasing to the eye as to the hand. Designer Jasper Morrison lets our eyes know that this door handle is a hand tool for operating doors. Said eyes promptly relax and a hand takes over: the thumb falls into place, the fore-finger finds its furrow; the hand closes its grip and finds plenty to grip hold of.

This is precisely what the Four-Point Guide to Good Grip drawn up by Otl Aicher and ourselves demands.



## Available Finishes (Stock Items ●)

### Aluminum Anodized

- 0105 Natural Color ●
- 0205 German Silver Color
- 0305 Brass Color
- 0405 Bronze Color
- 0704 Dark Bronze Color
- Powder Coated

### AluGrey

- 1005 AluGrey

### Stainless Steel

- 6204 Satin ●
- 6205 Mirror Polished
- 6206 Matte
- 6210 Brass Color PVD

# Lever Handles



1146

Standard Lockset Trim: RA  
See "Lockset Program" Section



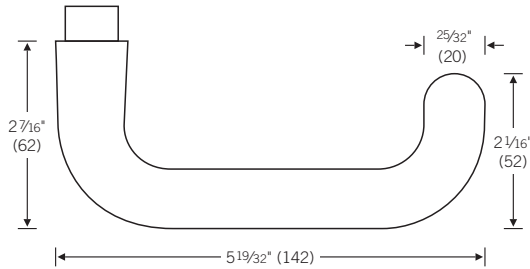
3446



6662

In the early 1990s, FSB felt the time had come to give the plain round styling of the stable-door handle a going over. The shank was conically extended and a semicircular tip was added to the bent end; two subtle little changes that have given the revamped FSB 1146 model a character all of its own.

Inevitably, the inevitable happened and this model, too, has suffered no end of imitations.



Available Finishes (Stock Items ●)

Aluminum Anodized

- 0105 Natural Color ●
- 0205 German Silver Color
- 0305 Brass Color
- 0405 Bronze Color
- 0704 Dark Bronze Color
- Powder Coated

AluGrey

- 1005 AluGrey

Stainless Steel

- 6204 Satin ●
- 6205 Mirror Polished
- 6206 Matte
- 6210 Brass Color PVD

Brass

- 4205 Polished Lacquered
- 4305 Polished Oil Rubbed
- 4694 Oxidized Lacquered
- 4404 Oxidized Oil Rubbed



# Lever Handles



1147

Standard Lockset Trim: RA  
See "Lockset Program" Section

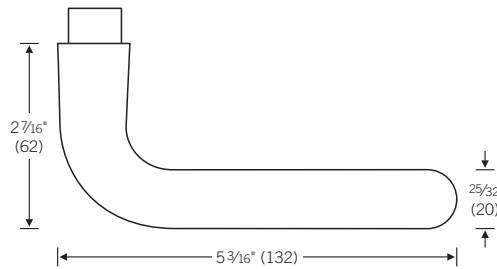


3447



6602

The FSB logo echoes a lever handle designed by the Austrian philosopher Ludwig Wittgenstein in the mid-1920s in Vienna. This is the original upon which all similar lever handle forms are based. By adding a conical shank and spherical tip we aimed to set ourselves apart from the many other variants of this lever handle on the market – and, of course, to render our corporate logo “grippable” in the truest sense of the word.



Available Finishes (Stock Items ●)

Aluminum Anodized

- 0105 Natural Color ●
- 0205 German Silver Color
- 0305 Brass Color
- 0405 Bronze Color
- 0704 Dark Bronze Color
- Powder Coated

AluGrey

- 1005 AluGrey

Stainless Steel

- 6204 Satin ●
- 6205 Mirror Polished
- 6206 Matte
- 6210 Brass Color PVD

Brass

- 4205 Polished Lacquered
- 4305 Polished Oil Rubbed
- 4694 Oxidized Lacquered
- 4404 Oxidized Oil Rubbed

# Lever Handles



1160



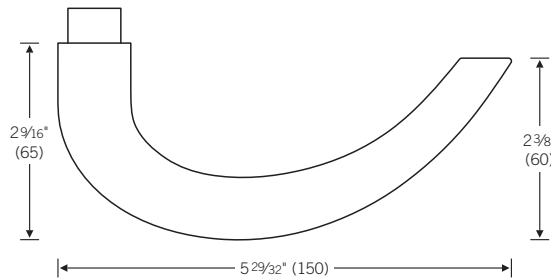
Standard Lockset Trim: RB  
See "Lockset Program" Section



3410

Works design FSB 1160 recreates the "dynamic golden growth spiral" in the form of a round cross-section, with the lever handle likewise tapering from the shank to the end of the handle in conformance with the rules of the golden section.

This narrowing heightens the momentum of the natural curve. The design is restrained, good to hold and features direction-of-motion styling.



## Available Finishes (Stock Items ●)

### Aluminum Anodized

- 0105 Natural Color ●
- 0205 German Silver Color
- 0305 Brass Color
- 0405 Bronze Color
- 0704 Dark Bronze Color
- Powder Coated

### AluGrey

- 1005 AluGrey

### Stainless Steel

- 6204 Satin ●
- 6205 Mirror Polished
- 6206 Matte
- 6210 Brass Color PVD

# Lever Handles



1163

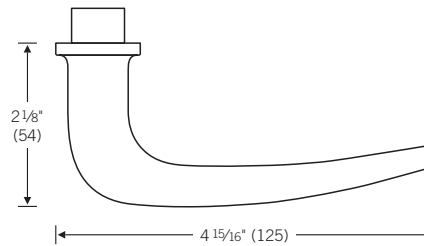
Standard Lockset Trim: RA  
See "Lockset Program" Section

Design: Hans Kollhoff



3433

Berlin-based architect Hans Kollhoff devised a handle design for his projects that consciously absorbs design elements from the 1930s. His uncluttered door handles, window handles and window fasteners have been adopted as authentic interpretations by the market. This particular lever handle derives special quality and authenticity from the material bronze, most notably in the artificially aged variant shown in the "Brass and Bronze Products" section.



Available Finishes (Stock Items ●)

Aluminum Anodized

- 0105 Natural Color ●
- 0205 German Silver Color
- 0305 Brass Color
- 0405 Bronze Color
- 0704 Dark Bronze Color
- Powder Coated

AluGrey

- 1005 AluGrey

Stainless Steel

- 6204 Satin ●
- 6205 Mirror Polished
- 6206 Matte
- 6210 Brass Color PVD

Bronze

- 7305 Polished Oil Rubbed
- 7615 Artificially Aged and Oil Rubbed
- 7625 Patinated and Oil Rubbed

# Lever Handles



1164

Standard Lockset Trim: RA  
See "Lockset Program" Section

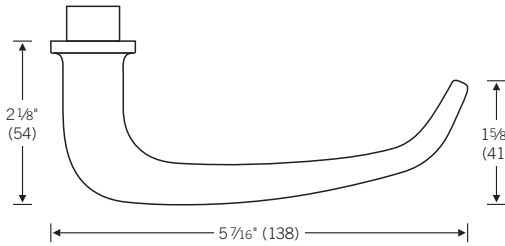
Design: Hans Kollhoff



3433

FSB 1164 is a "return" model to go alongside FSB 1163. FSB 1164 fulfils the special requirements for emergency exits and has been duly tested and certified to DIN EN 179.

This return model derives particular charm from being made in bronze, most notably in the patinated, artificially aged finish.



Available Finishes (Stock Items ●)

Aluminum Anodized

- 0105 Natural Color ●
- 0205 German Silver Color
- 0305 Brass Color
- 0405 Bronze Color
- 0704 Dark Bronze Color
- Powder Coated

AluGrey

- 1005 AluGrey

Stainless Steel

- 6204 Satin ●
- 6205 Mirror Polished
- 6206 Matte
- 6210 Brass Color PVD

Bronze

- 7305 Polished Oil Rubbed
- 7615 Artificially Aged and Oil Rubbed
- 7625 Patinated and Oil Rubbed

# Lever Handles



1171

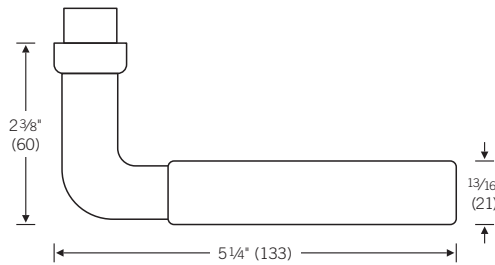
Standard Lockset Trim: RA  
See "Lockset Program" Section



3471

FSB lever handle 1171 owes its existence to a "crazy notion" hatched in FSB's tool-making shop. Back in the 1930s and 1940s, FSB had made a lever handle that entered design history as the "nickel-horn handle". It combined nickel plating with a black horn grip.

It was in 1992 that FSB's tool-makers set about recreating this classic design in tubular stainless steel using leading-edge technology. Their efforts led to a highly marketable design in modern materials.



Available Finishes (Stock Items ●)

Aluminum Anodized

- 0105 Natural Color ●
- 0205 German Silver Color
- 0305 Brass Color
- 0405 Bronze Color
- 0704 Dark Bronze Color
- Powder Coated

AluGrey

- 1005 AluGrey

Stainless Steel

- 6204 Satin ●
- 6205 Mirror Polished
- 6206 Matte
- 6210 Brass Color PVD

# Lever Handles



1173

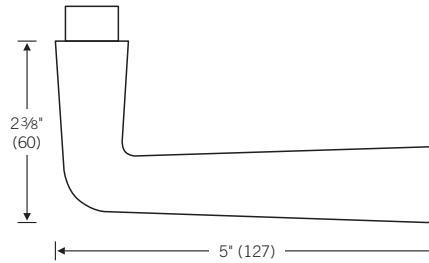
Standard Lockset Trim: RA  
See "Lockset Program" Section



3473

FSB 1173 sports trumpet-shaped styling very much reminiscent of a model that manifested itself in the Frankfurt area in the 1920s and has also long been part of the FSB repertoire.

The trumpet-shaped variant in stainless steel and aluminum serves as an alternative to the classic FSB 1147 design, which draws on a model authored by the philosopher Ludwig Wittgenstein.



Available Finishes (Stock Items ●)

Aluminum Anodized

- 0105 Natural Color ●
- 0205 German Silver Color
- 0305 Brass Color
- 0405 Bronze Color
- 0704 Dark Bronze Color
- Powder Coated

AluGrey

- 1005 AluGrey

Stainless Steel

- 6204 Satin ●
- 6205 Mirror Polished
- 6206 Matte
- 6210 Brass Color PVD

# Lever Handles

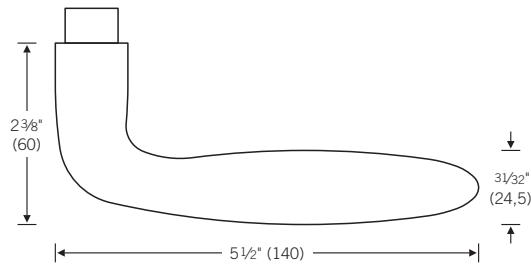
1176

Standard Lockset Trim: RA  
See "Lockset Program" Section



3437

The design of FSB 1176 is based on an older FSB model. The shank and tip of this lever handle were originally made of rolled steel, which later gave way to aluminum, while the grip itself was a chunky affair made of black plastic. The toolmakers at FSB succeeded in fashioning this familiar form out of stainless steel tubing. Producing the molds for the aluminum variant was much more straightforward.



## Available Finishes (Stock Items ●)

### Aluminum Anodized

- 0105 Natural Color ●
- 0205 German Silver Color
- 0305 Brass Color
- 0405 Bronze Color
- 0704 Dark Bronze Color
- Powder Coated

### AluGrey

- 1005 AluGrey

### Stainless Steel

- 6204 Satin ●
- 6205 Mirror Polished
- 6206 Matte
- 6210 Brass Color PVD

# Lever Handles



1177

Standard Lockset Trim: RB  
See "Lockset Program" Section

Design: Hartmut Weise

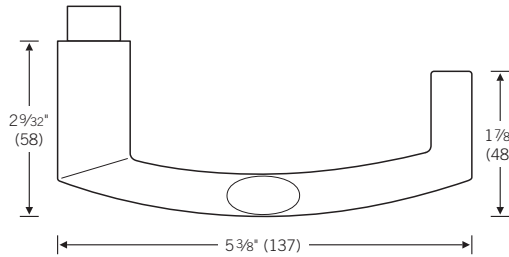


3440



6537

The "return variant" of the FSB 1107 model soon emerged to match the frame door lever handles.



## Available Finishes (Stock Items ●)

### Aluminum Anodized

- 0105 Natural Color ●
- 0205 German Silver Color
- 0305 Brass Color
- 0405 Bronze Color
- 0704 Dark Bronze Color
- Powder Coated

### AluGrey

- 1005 AluGrey

### Stainless Steel

- 6204 Satin ●
- 6205 Mirror Polished
- 6206 Matte
- 6210 Brass Color PVD



# Lever Handles



1178

Standard Lockset Trim: RB  
See "Lockset Program" Section

Design: Hartmut Weise

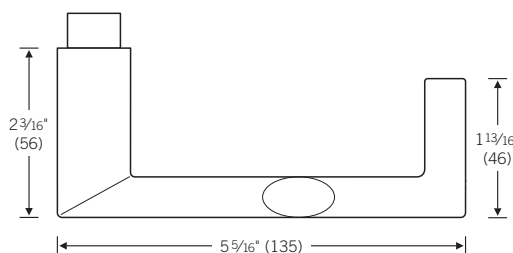


3409



6538

The FSB 1178 model is the return version of the "Brakel Model" 1108 by Hartmut Weise. Originally developed as a lever handle for framed doors, it is a distinctive variant of the FSB 1108 model with its round rose.



Available Finishes (Stock Items ●)

Aluminum Anodized

- 0105 Natural Color ●
- 0205 German Silver Color
- 0305 Brass Color
- 0405 Bronze Color
- 0704 Dark Bronze Color
- Powder Coated

AluGrey

- 1005 AluGrey

Stainless Steel

- 6204 Satin ●
- 6205 Mirror Polished
- 6206 Matte
- 6210 Brass Color PVD

# Lever Handles



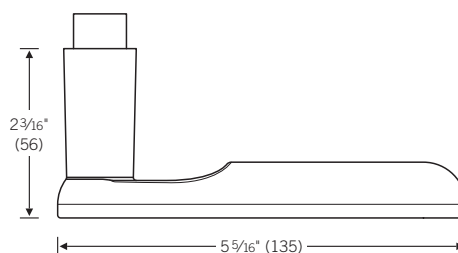
1180

Standard Lockset Trim: RA  
See "Lockset Program" Section

Design: BillingsJackson

Billings Jackson defined this design by creating a comfortable volume for a tactile lever handle with simple lines of both flat and curved surfaces.

The flat front surface, derived from a knob design of the 1940's, gives a generous surface for the thumb and palm to land and the curved back gives a volume for the fingers to wrap around. The sculpted indent in the front face locates the thumb print and a cut away in the back give space for the index finger to easily rest while gripping.



## Available Finishes

### Aluminum Anodized

- 0105 Natural Color
- 0205 German Silver Color
- 0305 Brass Color
- 0405 Bronze Color
- 0704 Dark Bronze Color
- Powder Coated

# Lever Handles

1182

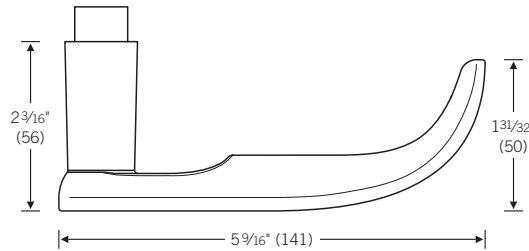


Standard Lockset Trim: RA  
See "Lockset Program" Section

Design: BillingsJackson



The return version of the Billings Jackson lever FSB 1180 confirms that the form has easily developed into a cohesive range of hardware in line with the FSB philosophy of "design management" where design continuity can be maintained throughout a project.



## Available Finishes

Aluminum Anodized

- 0105 Natural Color
- 0205 German Silver Color
- 0305 Brass Color
- 0405 Bronze Color
- 0704 Dark Bronze Color
- Powder Coated

# Lever Handles



1183

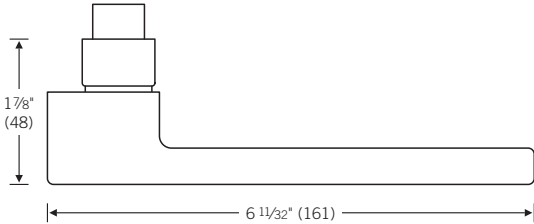
Standard Lockset Trim: RA  
See "Lockset Program" Section

Design: Hadi Teherani



3783

Hadi Teherani breaks with traditional thinking in the FSB 1183. Hadi Teherani has radically reduced the diversity of handle models intended for use on doors with narrow frames. He delivers the function of a cranked lever handle, while averting the danger of a users thumb hitting the frame, by shifting the handle's point of rotation leftwards.



Available Finishes (Stock Items ●)

Aluminum Anodized

- 0105 Natural Color ●
- 0205 German Silver Color
- 0305 Brass Color
- 0405 Bronze Color
- 0704 Dark Bronze Color
- Powder Coated

Stainless Steel

- 6204 Satin ●
- 6205 Mirror Polished
- 6206 Matte
- 6210 Brass Color PVD

# Lever Handles



Plate Diameter 7¼" (185 mm)

Available Finishes

Aluminum Anodized

■ 0105 Natural Color

1191

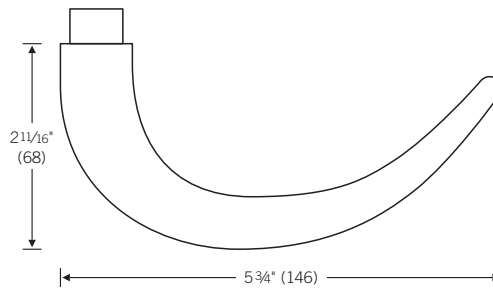
Standard trim: Passage and European Cylinder (shown) Escutcheon Plate only

Design: Philippe Starck



3439

Looking at this lever handle design, it could be argued tongue-in-cheek that Philippe Starck was seeking to consign our entire sector to the bullring. Strangely enough, however, when the horns are fastened to their escutcheon plates they mutate into door handles as fit for function as any you could wish for: Matte silver color escutcheon plates, mirror-finish handle. Both in premium-quality aluminum.



# Lever Handles

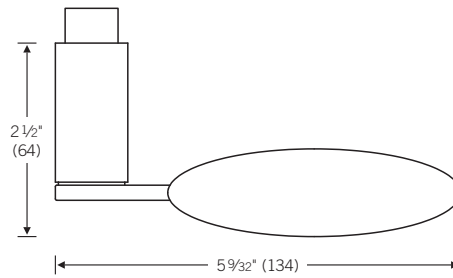


1194

Standard Lockset Trim: RB  
See "Lockset Program" Section

Design: Hartmut Weise

FSB 1194 takes up the duck's-bill motif in a new vein. Echoing Mario Botta, Hartmut Weise is of the view that every generation should be allowed to re-interpret tradition using its own formal language and materials. That's the only way to make progress – exemplified here in the form of FSB 1194.



## Available Finishes

### Stainless Steel

- 6204 Satin
- 6205 Mirror Polished
- 6206 Matte
- 6210 Brass Color PVD

# Lever Handles



1197

Standard Lockset Trim: RB  
See "Lockset Program" Section

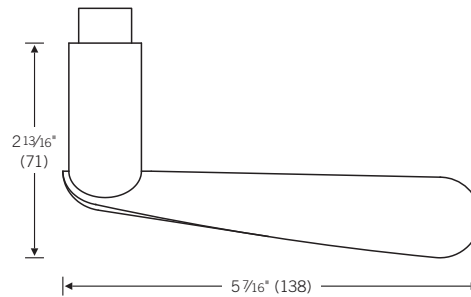
Design: Hartmut Weise



3796

On previous pages we refer to shaping processes for aluminum and stainless steel. FSB 1197 makes quite different demands of laser beams.

The profile is cut out of a tube in a dynamic turning motion. The course taken is defined by the design. The handle can – we feel – be marvelled at by the eye and used by the hand as a means of operating doors.



## Available Finishes

### Stainless Steel

- 6204 Satin
- 6205 Mirror Polished
- 6206 Matte
- 6210 Brass Color PVD

# Lever Handles

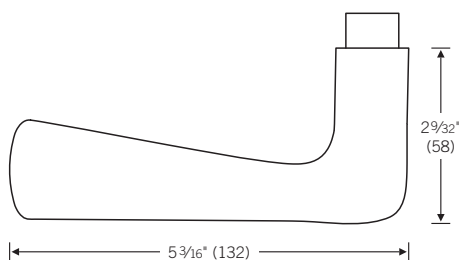
## 1201

Standard Lockset Trim: RA  
See "Lockset Program" Section

Design:  
Mascha Veech-Kosmatschof,  
Stuart Veech



3753



Vienna based architects Stuart Veech and Mascha Veech-Kosmatschof are known for their scenographic rooms, environments, and installations dominated by organic lines. Often, these evolve to be flexible, movable structures with interactive interior and exterior spaces enveloped by changeable membranes.

Both the form and functional options of these entities recall utopian designs of early Modernism such as those by Soviet architect Georgi Krutikov, who designed a flying city made up of floating, dynamic bodies in the 1920s in which the housing doubled up as means of locomotion and was streamlined as a result.

### Available Finishes

Aluminum Anodized

■ 0105 Natural Color



# Lever Handles

1202

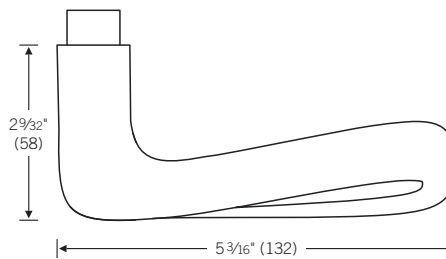
Standard Lockset Trim: RA  
See "Lockset Program" Section

Design:  
Mascha Veech-Kosmatschof,  
Stuart Veech



3753

Like their avant-garde paragons from the early modernist period, both designers thrive on working at the cusp between reality and virtuality. It was only logical, then, that their motion-rich handle duo should be developed with the aid of leading-edge computer software called "Computational Fluid Dynamics" that is generally used to simulate the flow behaviour of liquids and gases or, indeed, of shoals of fish. The software's maritime connotations may explain why these astoundingly haptic aluminium handles resemble objects polished smooth by the ocean – fluid, flexible, dynamic and full of organic verve.



## Available Finishes

Aluminum Anodized

■ 0105 Natural Color

# Lever Handles

## 1203

Standard trim: Passage and European Cylinder (shown)  
Escutcheon Plate only

Design: Gesine Weinmiller,  
Ivan Reimann



3756

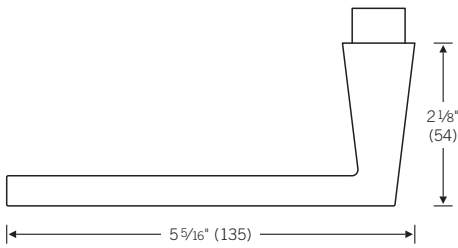


Plate Dimensions:  
1 3/8 x 10 13/16" (35 x 275 mm)



A modern, clean-lined formal vocabulary is the trademark of Berlin architects Ivan Reimann and Gesine Weinmiller. They champion elemental forms, love reduction and eschew the will to over-design.

The handle duo they have come up with encapsulates this approach: two angular bodies of stainless steel sporting elemental geometrical forms give rise to a three-dimensional pattern whose severe elegance derives from the visual interplay of trapeze and rectangle and of line and plane.

### Available Finishes

Stainless Steel

■ 6204 Satin

# Lever Handles



The short shank of one handle protrudes from the door as an upright rectangle, that of the other as a flat rectangle. There is the same perceptual interplay when the grip sections are viewed front-on. While one model presents itself to the observer flat-on to highlight the trapezoidal styling of its shank, its counterpart is a horizontal block that has seemingly undergone planar elongation.

Escutcheon plates cut from solid material reinforce the emblematic effect of these elemental forms.

1204

Standard trim: Passage and European Cylinder (shown)  
Escutcheon Plate only

Design: Gesine Weinmiller,  
Ivan Reimann



3756

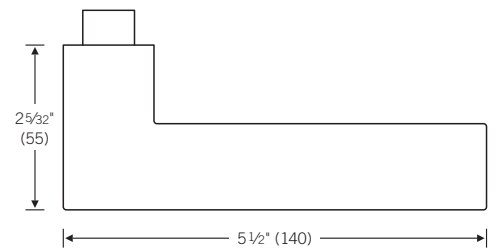


Plate Dimensions:  
1 3/8 x 10 13/16" (35 x 275 mm)

## Available Finishes

Stainless Steel

■ 6204 Satin

# Lever Handles

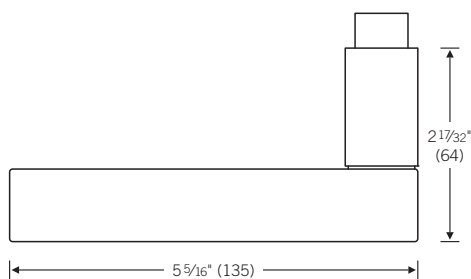
## 1208

Standard Lockset Trim: RA  
See "Lockset Program" Section

Design: Martin und Stefanie  
Naumann



3755



Stuttgart architect duo Stefanie and Martin Naumann set about their challenge in a soberly pragmatic vein: "Resisting the urge to be showy, we have opted for a very straightforward path after a long, hard tussle. We have admittedly risked treading where others have trodden before, but there's not necessarily anything wrong in that."

There's certainly nothing wrong with their handle duo, whose archaic simplicity and purist linearity offer "no curvature, no caressing of the hand, no add-ons." Forming the point of departure are the varying sequences of movements involved in operating doors: "Doors have two sides and each is different."

### Available Finishes

Stainless Steel

- 6204 Satin with Oak Grip
- 6204 Satin with Makassar Grip

# Lever Handles

1209

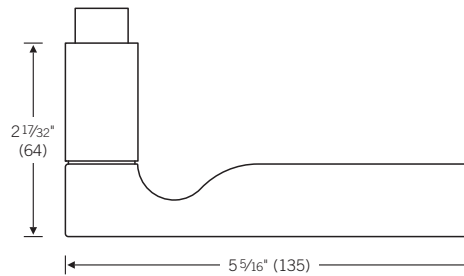
Standard Lockset Trim: RA  
See "Lockset Program" Section

Design: Martin und Stefanie  
Naumann



3755

One side pulls toward you while you have to shove the other one away. On one side you have to use your own hand as a brake while on the other you have to firmly take hold." The designer duo have drawn the following formal consequences from these push/pull constraints: while they appeal similar, they can be told apart by design details indicative of the different ways in which handles are taken hold of. The handle with which a door is pushed open features a clearly visible "thumb rest", while the handle used to pull a door open has been given a "forefinger furrow," in line with our "four rules of good grip."



## Available Finishes

Stainless Steel

- 6204 Satin with Oak Grip
- 6204 Satin with Makassar Grip

# Lever Handles

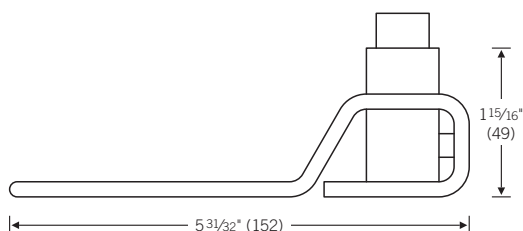
## 1211

Standard Lockset Trim: RA  
See "Lockset Program" Section

Design: Maximià Torruella,  
Patricio Martinez



3754



The idea behind the design by Spanish architects Maximià Torruella and Patricio Martinez is that of a reversible figure: A quick twist through 90 degrees transforms one handle design – a flat steel band bent to form a lever – into two different handles, depending on whether the band is fitted horizontally or vertically relative to the shank. The shank is visible as a steel cylinder with a circular top in the horizontal variant, thus very much focusing attention on the handle's point of rotation. In its vertical counterpart, the cylinder is concealed by the steel band and doubles up as a means of support.

### Available Finishes

Stainless Steel

■ 6204 Satin

# Lever Handles

1212

Standard Lockset Trim: RA  
See "Lockset Program" Section

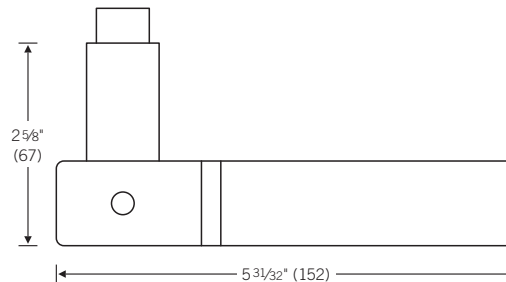
Design: Maximia Torruella,  
Patricio Martinez



3754

The way the designers play with front and top views really works, and the socket screws merely serve to heighten the design's hi-tech appeal.

This very original Spanish handle duo affords architects great stylistic latitude. In the private sphere they can use them to indicate the outside and inside of a space; in public buildings with a large number of adjoining doors, the two models can be fitted alternately to create a rhythmic relief-like pattern that injects vibrancy into long corridors.



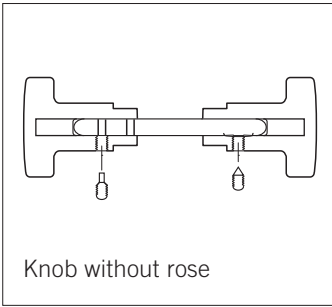
## Available Finishes

Stainless Steel

■ 6204 Satin

# Introduction

## Knobs



### Turnable Doorknobs Item No. 08xx

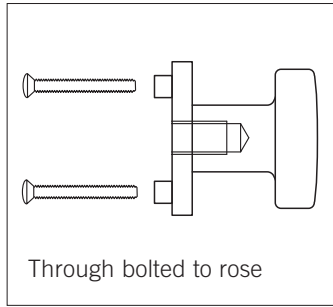
FSB supplies doorknobs as females complete with a separate FSB Stabil-spindle.

To assemble, first construct a male handle from the spindle and one of the female parts, carefully inserting the pin-type screw supplied with our straight spindles through the appropriate borehole. The pin-type screw passes through the neck of the knob and locates into the spindle.

For the male knob to be correctly assembled it is generally necessary for the head of the pin-type screw to lie flush with the outer surface of the neck of the knob.

Thereafter, ensure that the spring plate is facing out, toward the leading edge of the door, to receive the punch-type set screws.

Female knob handles may be fitted to rotate in a plate or rose for single side only using the customized FSB half-spindle.

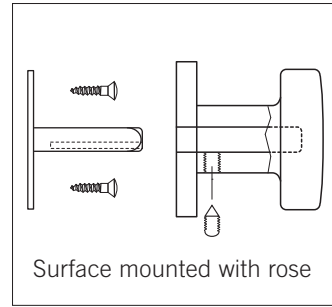


### Fixed knobs Items No. 23xx 06

Where concealed through bolting is required, we supply doorknobs prepared for  $\frac{3}{16}$ " (5 mm) screws and reinforced with two lugs with standard  $1\frac{1}{2}$ " (38 mm) center to center. The M5 screws are  $1\frac{3}{4}$ " (45 mm) in length, making them suitable for doors  $1\frac{3}{8}$ "– $1\frac{3}{4}$ " (35–45 mm) thick. For other door thicknesses, screws of the appropriate size should be used.

In this configuration, the door-knob can be fastened to an FSB lever handle on the reverse by means of an FSB half-spindle (No. 0177) screwed into the  $\frac{1}{2}$ " (12 mm) threaded neck of the knob.

Fixing method 06



### Fixed knobs Items No. 23xx 05

Concealed surface mounting first involves screwing a steel base rose to the door. The dead knob is then positioned so as to precisely cover this and is secured with a punch-type screw.

Fixing method 05



# Turnable Doorknobs

● FSB North American Stock Items (stocked in Natural Color Aluminum and Satin Stainless Steel)  
 Base Material  
■ Aluminum  
■ AluGrey  
■ Stainless Steel  
■ Bronze  
■ Brass

0802



Page 88  
■ ■ ■ ■ ●

0804



Page 88  
■ ●

0806



Page 88  
■

0816



Page 89  
■ ■

0826



Page 89  
■ ■

0828



Page 89  
■ ●

0829



Page 90  
■ ■ ■ ●

0844



Page 90  
■ ■ ●

0858



Page 91  
■

0877



Page 90  
■ ■ ●

0880



Page 91  
■ ■ ■ ●

0897



Page 91  
■ ■

# Fixed Knobs

2302



Page 92  
■ ■ ■ ■

2303



Page 92  
■

2304



Page 93  
■ ■

2306



Page 93  
■

2316



Page 94  
■ ■ ■

2322



Page 94  
■ ■

2326



Page 95  
■ ■

2329



Page 95  
■ ■ ■

2333



Page 96  
■ ■ ■

2339



Page 96  
■

2368



Page 97  
■ ■

2374



Page 97  
■ ■

2377



Page 98  
■ ■

2380



Page 98  
■ ■ ■

2383



Page 99  
■ ■

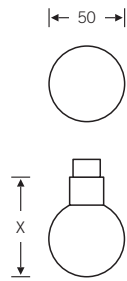
2397



Page 99  
■

# Turnable Doorknobs

● FSB North American Stock Items  
(stocked in Natural Color Aluminum  
and Satin Stainless Steel only)

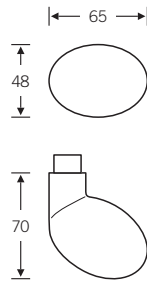


**0802**

- Aluminum (x = 70 mm)
- AluGrey (x = 70 mm)
- Stainless Steel (x = 66 mm)
- Bronze (x = 65 mm)
- Brass (x = 70 mm)

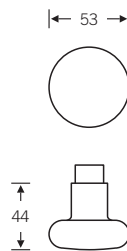
**0803**

- Stainless Steel (x = 76 mm)  
Ø = 60 mm



**0804**

- Aluminum ●
- Stainless Steel ●



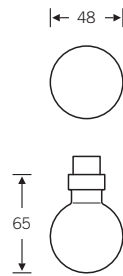
**0806**

- Aluminum

Turnable knobs can be combined with locks and latches. For configuring locksets please refer to the "Lockset Program" section.

# Turnable Doorknobs

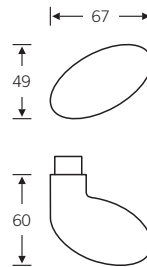
● FSB North American Stock Items  
(stocked in Natural Color Aluminum  
and Satin Stainless Steel only)



0816

- Aluminum
- AluGrey
- Bronze

Design: Christoph Mäckler

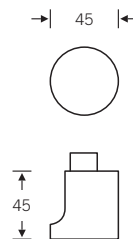


0826 00xx

xx = 44 (r. h.) or 45 (l. h.)

- Aluminum
- AluGrey

Design: Hartmut Weise



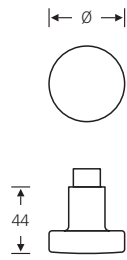
0828

- Aluminum ●
- Stainless Steel ●

Turnable knobs can be combined with locks and latches. For configuring locksets please refer to the "Lockset Program" section.

# Turnable Doorknobs

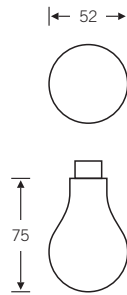
● FSB North American Stock Items  
(stocked in Natural Color Aluminum  
and Satin Stainless Steel only)



## 0829

- Aluminum ●
- AluGrey
- Stainless Steel ●
- Bronze

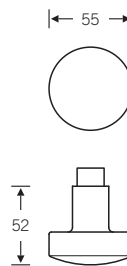
Aluminum           (Ø = 50 mm)  
AluGrey            (Ø = 50 mm)  
Stainless Steel   (Ø = 55 mm)  
Bronze             (Ø = 50 mm)



## 0844

- Aluminum ●
- AluGrey
- Stainless Steel ●

Design: Jasper Morrison



## 0877

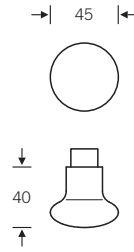
- Aluminum ●
- AluGrey
- Stainless Steel ●

Design: Christoph Ingenhoven

Turnable knobs can be combined with locks and latches. For configuring locksets please refer to the "Lockset Program" section.

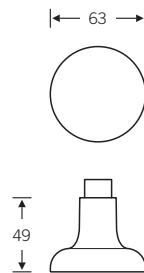
# Turnable Doorknobs

● FSB North American Stock Items  
(stocked in Natural Color Aluminum  
and Satin Stainless Steel only)



0880

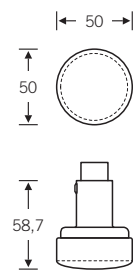
- Aluminum ●
- AluGrey
- Stainless Steel ●
- Brass



0897

- Aluminum
- AluGrey

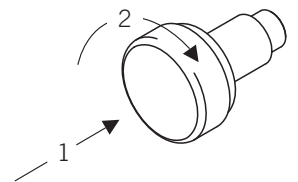
Design: Behles&Jochimsen



0858

- Stainless Steel

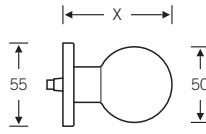
Child proof knob



1 + 2 = open

Turnable knobs can be combined with locks and latches. For configuring locksets please refer to the "Lockset Program" section.

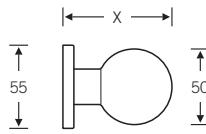
# Fixed knobs



## 2302 06

- Aluminum (x = 77 mm)
- AluGrey (x = 77 mm)
- Stainless Steel (x = 77 mm)
- Bronze (x = 72 mm)
- Brass (x = 72 mm)

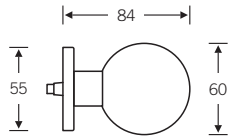
concealed through bolting  
c:c screw holes 38 mm



## 2302 05

- Aluminum (x = 77 mm)
- AluGrey (x = 77 mm)
- Stainless Steel (x = 73 mm)
- Bronze (x = 72 mm)
- Brass (x = 72 mm)

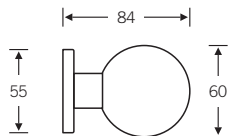
concealed surface mounting



## 2303 06

- Stainless Steel

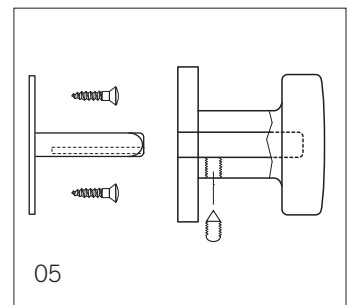
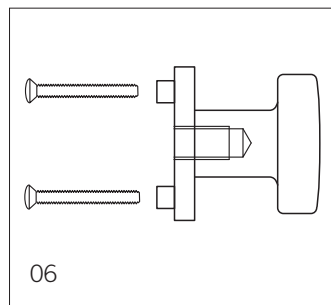
concealed through bolting  
c:c screw holes 38 mm



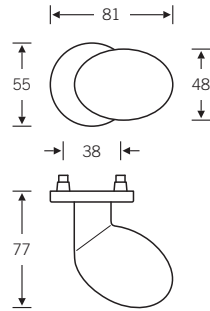
## 2303 05

- Stainless Steel

concealed surface mounting



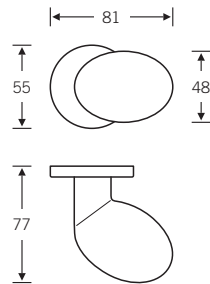
Fixed knobs



2304 06

- Aluminum
- Stainless Steel

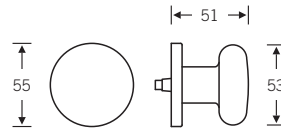
concealed through bolting  
c:c screw holes 38 mm



2304 05

- Aluminum
- Stainless Steel

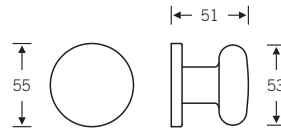
concealed surface mounting



2306 06

- Aluminum

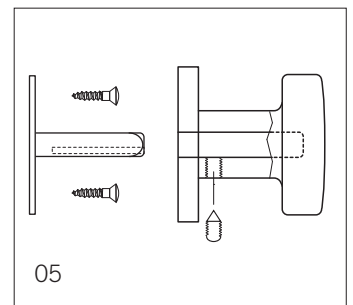
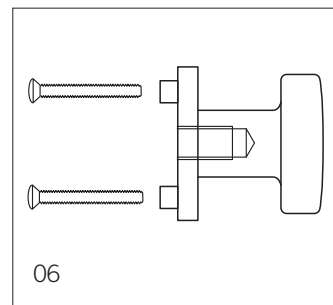
concealed through bolting  
c:c screw holes 38 mm



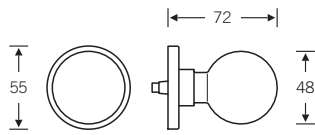
2306 05

- Aluminum

concealed surface mounting



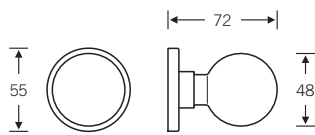
Fixed knobs



2316 06

- Aluminum
- AluGrey
- Bronze

concealed through bolting  
c:c screw holes 38 mm

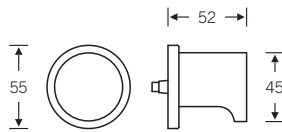


2316 05

- Aluminum
- AluGrey
- Bronze

concealed surface mounting

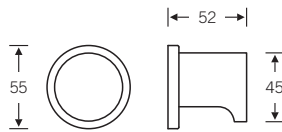
Design: Christoph Mäckler



2322 06

- Aluminum
- Stainless Steel

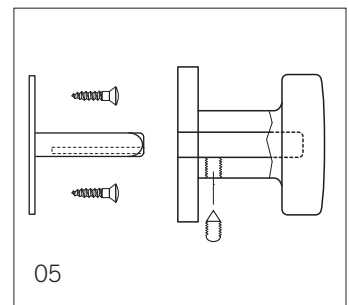
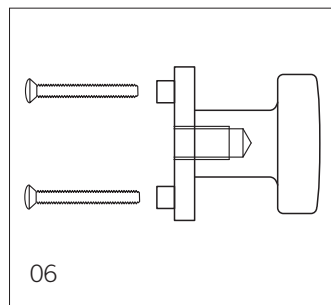
concealed through bolting  
c:c screw holes 38 mm



2322 05

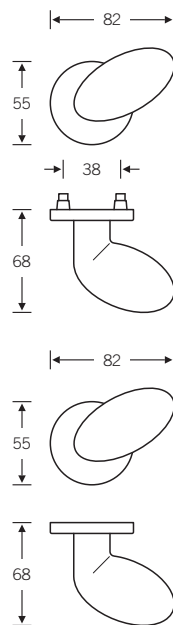
- Aluminum
- Stainless Steel

concealed surface mounting





# Fixed knobs



## 2326 xx06

xx = 04 (r. h.) or 05 (l. h.)  
 ■ Aluminum  
 ■ AluGrey

concealed through bolting  
 c:c screw holes 38 mm

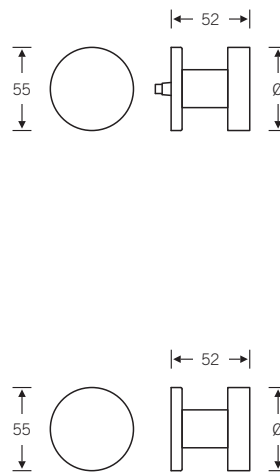
Design: Hartmut Weise

## 2326 xx05

xx = 04 (r. h.) or 05 (l. h.)  
 ■ Aluminum  
 ■ AluGrey

concealed surface mounting

Design: Hartmut Weise



## 2329 06

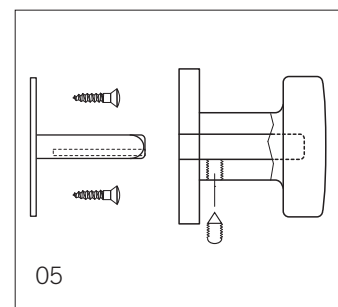
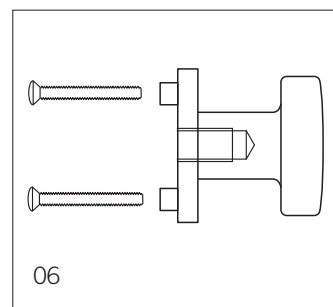
■ Aluminum (Ø = 50 mm)  
 ■ AluGrey (Ø = 50 mm)  
 ■ Stainless Steel (Ø = 55 mm)  
 ■ Bronze (Ø = 50 mm)

concealed through bolting  
 c:c screw holes 38 mm

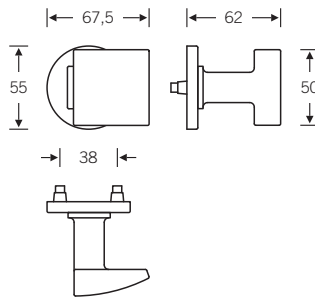
## 2329 05

■ Aluminum (Ø = 50 mm)  
 ■ AluGrey (Ø = 50 mm)  
 ■ Stainless Steel (Ø = 55 mm)  
 ■ Bronze (Ø = 50 mm)

concealed surface mounting



Fixed knobs

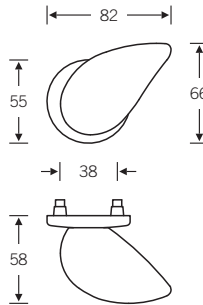


2333 06

- Aluminum
- AluGrey
- Stainless Steel
- Bronze

concealed through bolting  
c:c screw holes 38 mm

Design: Hans Kollhoff



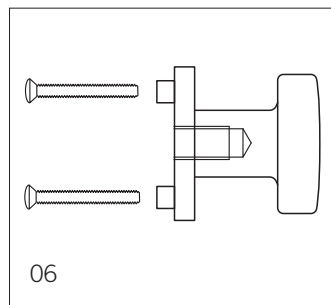
2339 xx06

- xx = 04 (r. h.) or 05 (l. h.)  
■ Aluminum

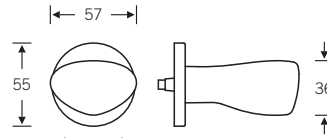
Aluminum Natural Color  
Anodized only

concealed through bolting  
c:c screw holes 38 mm

Design: Philippe Starck



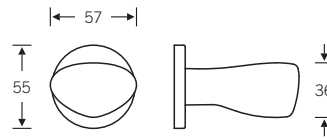
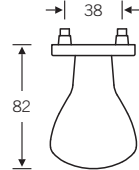
Fixed knobs



2368 06

- Aluminum
- AluGrey
- Stainless Steel

concealed through bolting  
c:c screw holes 38 mm

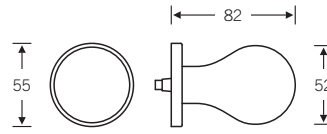
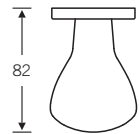


2368 05

- Aluminum
- AluGrey
- Stainless Steel

concealed surface mounting

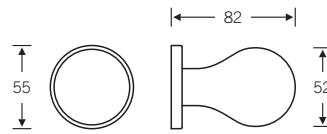
Design: Jahn/Lykouria



2374 06

- Aluminum
- AluGrey
- Stainless Steel

concealed through bolting  
c:c screw holes 38 mm

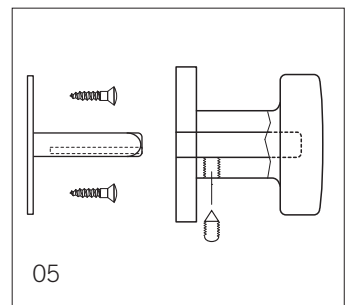
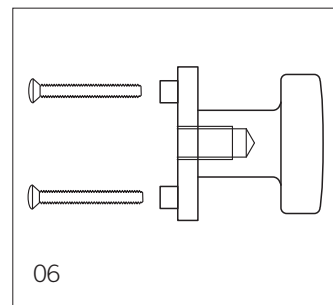


2374 05

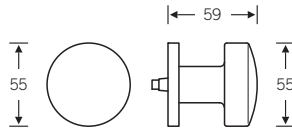
- Aluminum
- AluGrey
- Stainless Steel

concealed surface mounting

Design: Jasper Morrison



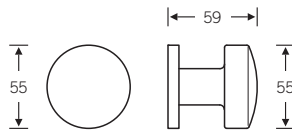
Fixed knobs



2377 06

- Aluminum
- AluGrey
- Stainless Steel

concealed through bolting  
c:c screw holes 38 mm

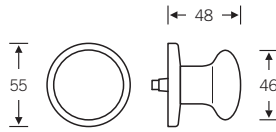


2377 05

- Aluminum
- AluGrey
- Stainless Steel

concealed surface mounting

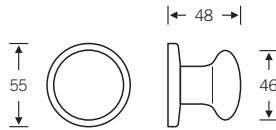
Design: Christoph Ingenhoven



2380 06

- Aluminum
- AluGrey
- Stainless Steel
- Brass

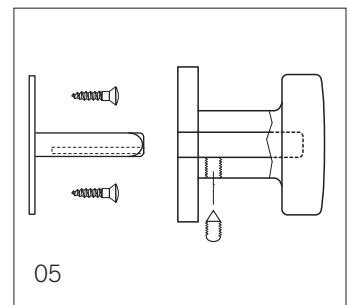
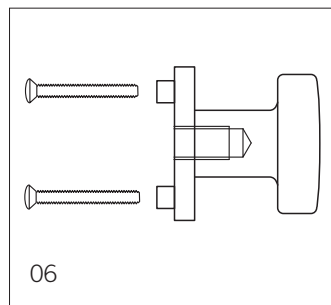
concealed through bolting  
c:c screw holes 38 mm



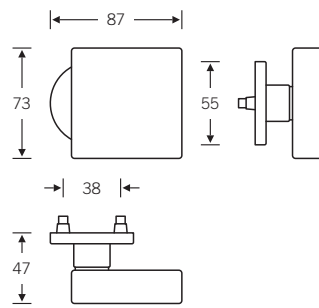
2380 05

- Aluminum
- AluGrey
- Stainless Steel
- Brass

concealed surface mounting



# Fixed knobs

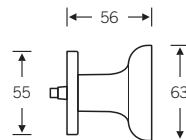


2383 06

- Aluminum
- Stainless Steel

concealed through bolting  
c:c screw holes 38 mm

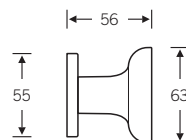
Design: Hadi Teherani



2397 06

- Aluminum
- AluGrey

concealed through bolting  
c:c screw holes 38 mm

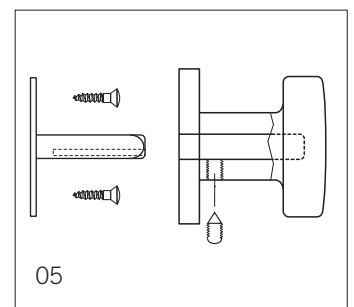
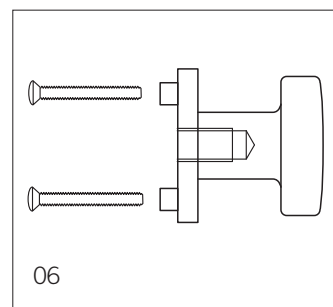


2397 05

- Aluminum
- AluGrey

concealed surface mounting

Design: Behles&Jochimsen



# Introduction

## North American Trim

---

One of FSB's best attributes is the ability to combine almost every lever with almost every rose and escutcheon plate.

In the "Lockset Program" Section, we outline the eleven most common trim combinations. However, there are situations where it is possible to combine FSB trim in ways which we have not described. In addition, it is possible to use many of our trim designs on European mortise or multi-point locks made by other manufacturers.

We have separated the trim designs into two categories, North American and European trim. While most of our illustrations in both sections are shown in millimeters, we have provided the measurement in inches where possible.

All trim shown in the North American trim sub-section is stocked in our North American distribution facility in natural color anodized aluminum and satin stainless steel. We indicate the stock status on the overview pages and when each item is shown in detail.

Generally, our North American trim can not be combined with other manufacturer's locks.

# North American Trim

Base Material  
 Aluminum  
 AluGrey  
 Stainless Steel  
 Bronze  
 Brass

● FSB North American Stock Items (stocked in Natural Color Aluminum and Satin Stainless Steel only)

1731



Page 102  
 [Aluminum] [AluGrey] [Stainless Steel] [Bronze] [Brass] ●

1731 2111



Page 103  
 [Aluminum] [AluGrey] [Stainless Steel] [Bronze] [Brass] ●

1735



Page 102  
 [Aluminum] [AluGrey] [Stainless Steel] [Bronze] [Brass] ●

1707



Page 102  
 [Aluminum] [AluGrey] [Stainless Steel] [Brass] ●

1707 2111



Page 103  
 [Aluminum] [AluGrey] [Stainless Steel] [Brass] ●

1708



Page 102  
 [Aluminum] [AluGrey] [Stainless Steel] [Brass] ●

1798 0301



Page 104  
 [Aluminum] [AluGrey] [Stainless Steel] [Bronze] [Brass] ●

1798 0059



Page 104  
 [Aluminum] [AluGrey] [Stainless Steel] [Bronze] [Brass] ●

1798



Page 104  
 [Aluminum] [AluGrey] [Stainless Steel] [Bronze] [Brass] ●

1799 0301



Page 105  
 [Aluminum] [AluGrey] [Stainless Steel] [Bronze] [Brass] ●

1799 0059



Page 105  
 [Aluminum] [AluGrey] [Stainless Steel] [Bronze] [Brass] ●

1758



Page 106  
 [Aluminum] [AluGrey] [Stainless Steel] [Bronze] [Brass] ●

1795 9000



Page 106  
 [Stainless Steel] ●

1410 90xx



Page 107  
 [Aluminum] [Stainless Steel] ●

1410 90xx



Page 108  
 [Aluminum] [AluGrey] [Stainless Steel] [Bronze] ●

1418 90xx



Page 109  
 [Aluminum] [AluGrey] [Stainless Steel] [Bronze] [Brass] ●

1452 90xx



Page 110  
 [Aluminum] [AluGrey] [Stainless Steel] [Bronze] ●

1453 90xx



Page 111  
 [Aluminum] [AluGrey] [Stainless Steel] [Bronze] [Brass] ●

1735 2601



Page 112  
 [Aluminum] [AluGrey] [Stainless Steel] [Bronze] [Brass] ●

1708 2601



Page 112  
 [Aluminum] [AluGrey] [Stainless Steel] [Brass] ●

0450 9000/01



Page 112  
 [Aluminum] [AluGrey] [Stainless Steel] ●

0450 9010



Page 113  
 [Aluminum] [AluGrey] [Stainless Steel] ●

0450 9011



Page 113  
 [Aluminum] [AluGrey] [Stainless Steel] ●

0450 9013



Page 113  
 [Aluminum] [AluGrey] [Stainless Steel] ●

1744 0069



Page 114  
 [Aluminum] [AluGrey] [Stainless Steel] [Bronze] [Brass] ●

1709 7569



Page 114  
 [Aluminum] [AluGrey] [Stainless Steel] [Brass] ●

0418 9001



Page 114  
 [Aluminum] [AluGrey] [Stainless Steel] ●

1796 9007



Page 114  
 [Stainless Steel] ●

1744 9001



Page 115  
 [Aluminum] [AluGrey] [Stainless Steel] ●

0450 9012



Page 113  
 [Aluminum] [AluGrey] [Stainless Steel] ●

1744 0059/60



Page 116  
 [Aluminum] [AluGrey] [Stainless Steel] [Bronze] [Brass] ●

1709 7559/60



Page 117  
 [Aluminum] [AluGrey] [Stainless Steel] [Brass] ●

0418 9002



Page 118  
 [Aluminum] [AluGrey] [Stainless Steel] ●

1796 9008



Page 118  
 [Stainless Steel] ●

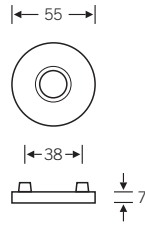
1744 9002/03



Page 119  
 [Aluminum] [AluGrey] [Stainless Steel] ●

# Roses

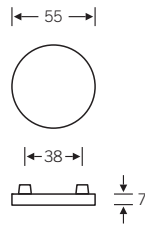
● FSB North American Stock Items  
(stocked in Natural Color Aluminum  
and Satin Stainless Steel only)



**1731 0401**

- Aluminum ●
- AluGrey
- Stainless Steel ●
- Bronze
- Brass

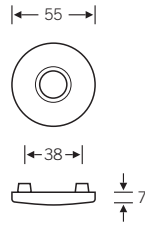
Thickness 7 mm



**1735 0000**

- Aluminum ●
- AluGrey
- Stainless Steel ●
- Bronze
- Brass

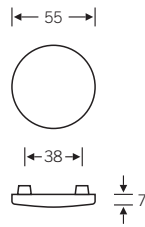
Thickness 7 mm



**1707 0401**

- Aluminum ●
- AluGrey
- Stainless Steel ●
- Brass

Thickness 7 mm



**1708 0000**

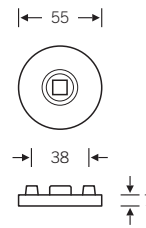
- Aluminum ●
- AluGrey
- Stainless Steel ●
- Brass

Thickness 7 mm



# Roses

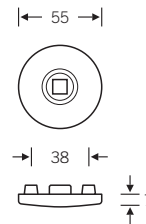
● FSB North American Stock Items  
(stocked in Natural Color Aluminum  
and Satin Stainless Steel only)



## 1731 2111

- Aluminum ●
- AluGrey
- Stainless Steel ●
- Bronze
- Brass

Thickness 7 mm



## 1707 2111

- Aluminum ●
- AluGrey
- Stainless Steel ●
- Brass

Thickness 7 mm



FSB has built coil springs into the sub-roses to return handles to the horizontal position. FSB roses with positive mechanisms are ideal for the job of modernizing doors if, for instance, replacing the old locks would be too laborious or in a situation in which the lock still functions well but the lock spring no longer holds the handle in position

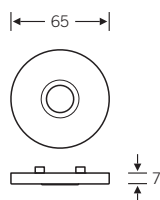
properly, causing it to develop unsightly “sag”. The restoring force in the spring is sufficient to keep even solid lever handles of considerable weight – e.g. those made of brass or bronze – lastingly in position.

The rose’s metal caps are supported on a glass-fibre-reinforced base that features two lugs in the fastening area. A positive mechanism is built into the base. The roses are used in pairs, with a righthand (green cover) and a lefthand (red cover) version which are through-bolted. Restoration of the carrier plate is ensured by means of coil

springs and is infallible as a result. The angle of rotation is 25°. Fitted in conjunction with a set of lever handles, this trim is indistinguishable from its standard counterpart.

# Specialty Roses

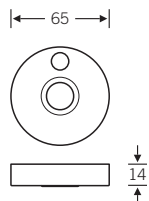
● FSB North American Stock Items  
(stocked in Natural Color Aluminum  
and Satin Stainless Steel only)



## 1798 0301

- Aluminum ●
- AluGrey
- Stainless Steel ●
- Bronze
- Brass

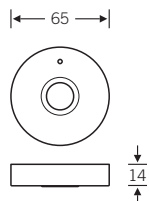
Thickness 7 mm  
65 mm diameter  
Commercial passage rose.



## 1798 0059

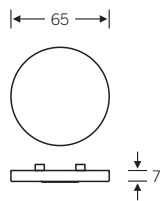
- Aluminum ●
- AluGrey
- Stainless Steel ●
- Bronze
- Brass

Thickness 7 mm  
65 mm diameter



1798 non sprung privacy rose is Trim Set RD for latch Series ML. In application, this rose is limited to 1 3/4" – 2 1/4" thick doors.

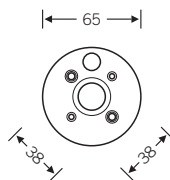
Please refer to the "Lockset Program" section, page 53.



## 1798 0000

- Aluminum ●
- AluGrey
- Stainless Steel ●
- Bronze
- Brass

Thickness 7 mm

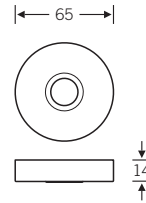


### Technical note

All roses for pre-drilled doors to be installed with four through bolted screws on the square as illustrated hereafter.

# Specialty Roses

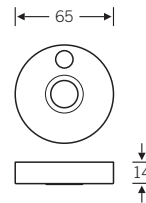
● FSB North American Stock Items  
(stocked in Natural Color Aluminum  
and Satin Stainless Steel only)



**1799 0301**

- Aluminum ●
- AluGrey
- Stainless Steel ●
- Bronze
- Brass

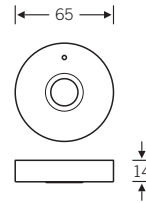
Thickness 14 mm  
65 mm diameter



**1799 0059**

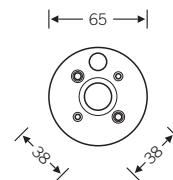
- Aluminum ●
- AluGrey
- Stainless Steel ●
- Bronze
- Brass

Thickness 14 mm  
65 mm diameter



1799 sprung privacy rose is  
Trim Set RE for latch Series ML.  
In application, this rose is  
limited to 1 3/8" – 2" thick doors.

Please refer to the "Lockset  
Program" section, page 53.

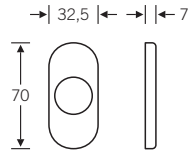


**Technical note**

All roses for pre-drilled doors to  
be installed with four through  
bolted screws on the square as  
illustrated hereafter.

# Roses

● FSB North American Stock Items  
(stocked in Natural Color Aluminum  
and Satin Stainless Steel only)



## 1758

- Aluminum ●
- AluGrey
- Stainless Steel ●
- Bronze
- Brass

Thickness 7 mm

Surface mounting only.

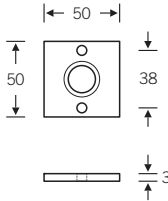


## 0526

Threaded rivets for metal doors.

M5 × 25 mm

To be used with narrow style  
rose 1758.

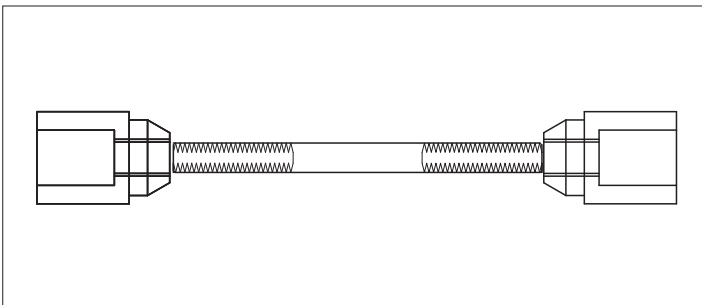


## 1795 9000

- Stainless Steel ●

Thickness 3 mm

Concealed fixing outside.



## 0423 9000

Alignment tool for proper  
installation of FSB roses.

# Multipoint Escutcheon Plates for Swinging Doors

● FSB North American Stock Items (stocked in Natural Color Aluminum and Satin Stainless Steel only)

## 1410 Series

- Aluminum ●
- Stainless Steel ●

### 1410 9004

- Aluminum ●
- Stainless Steel ●

Lever only

### 1410 9005

- Aluminum ●
- Stainless Steel ●

Thumbturn

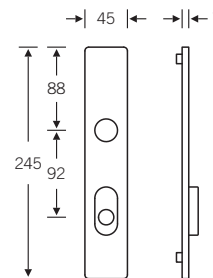
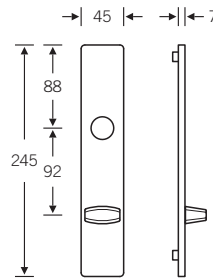
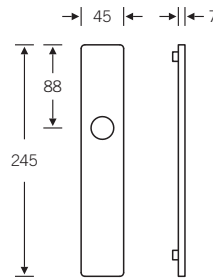
### 1410 9006

- Aluminum ●
- Stainless Steel ●

Cylinder



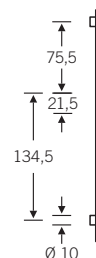
Illustration 1410 9006



Always confirm door/lock compatibility as well as door preparations prior to ordering multi-point trim. Contact FSB North America for templates as required.

To be installed with 2 screws per pair of plates, which are determined by door thickness.

- Screw 0314 0540 for DT 1 3/8"
- Screw 0314 0545 for DT 1 3/4"
- Screw 0314 0550 for DT 2"
- Screw 0314 0560 for DT 2 1/4"

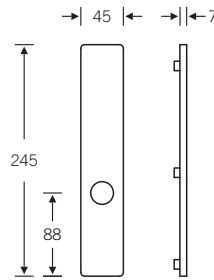


### Multi-point lock escutcheon

May be used with a variety of multi-point locks which require a US style key-in-knob cylinder.

# Escutcheon Plates 1410 Series

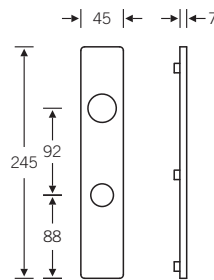
● FSB North American Stock Items  
(stocked in Natural Color Aluminum  
and Satin Stainless Steel only)



## 1410 9000

- Aluminum ●
- AluGrey
- Stainless Steel ●
- Bronze

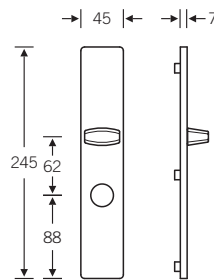
Lever only



## 1410 9001

- Aluminum ●
- AluGrey
- Stainless Steel ●
- Bronze

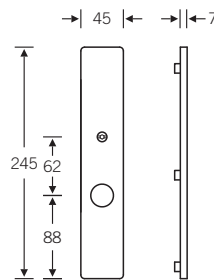
Cylinder Hole



## 1410 9002

- Aluminum ●
- AluGrey
- Stainless Steel ●
- Bronze

Thumbturn with 5 mm  
diamond spindle.



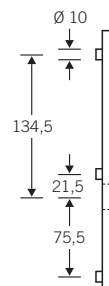
## 1410 9003

- Aluminum ●
- AluGrey
- Stainless Steel ●
- Bronze

Emergency Release

Escutcheon plates series 1410 to be installed with three screws per pair of plates, which are determined by door thickness.

- Screw 0314 0540 for DT 1 3/8"
- Screw 0314 0545 for DT 1 3/4"
- Screw 0314 0550 for DT 2"
- Screw 0314 0560 for DT 2 1/4"

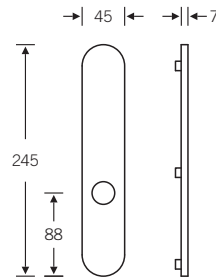


For ANSI mortise locks and tubular latches. Can be stacked with series HD or MD privacy deadbolt (requires custom strike).

Also available without lever hole for key x key applications.

# Escutcheon Plates 1418 Series

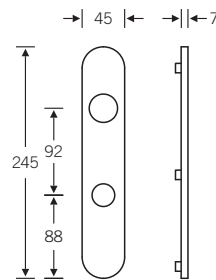
● FSB North American Stock Items  
(stocked in Natural Color Aluminum  
and Satin Stainless Steel only)



## 1418 9000

- Aluminum ●
- AluGrey
- Stainless Steel ●
- Bronze
- Brass

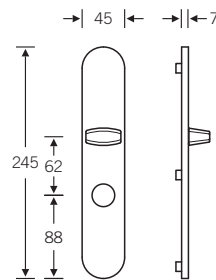
Lever only



## 1418 9001

- Aluminum ●
- AluGrey
- Stainless Steel ●
- Bronze
- Brass

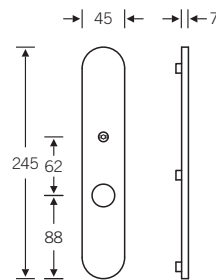
Cylinder Hole



## 1418 9002

- Aluminum ●
- AluGrey
- Stainless Steel ●
- Bronze
- Brass

Thumbturn with 5 mm  
diamond spindle.



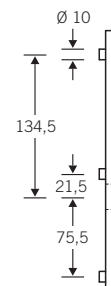
## 1418 9003

- Aluminum ●
- AluGrey
- Stainless Steel ●
- Bronze
- Brass

Emergency Release

Escutcheon plates series 1418  
to be installed with three screws  
per pair of plates, which are  
determined by door thickness.

- Screw 0314 0540 for DT 1 3/8"
- Screw 0314 0545 for DT 1 3/4"
- Screw 0314 0550 for DT 2"
- Screw 0314 0560 for DT 2 1/4"



For ANSI mortise locks and  
tubular latches. Can be stacked  
with series HD or MD privacy  
deadbolt (requires custom  
strike).

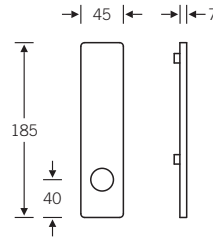
Also available without lever hole  
for key x key applications.

# Escutcheon Plates 1452 Series

● FSB North American Stock Items  
(stocked in Natural Color Aluminum  
and Satin Stainless Steel only)



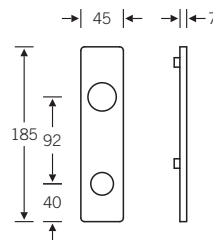
Illustration: 1452 9001



## 1452 9000

- Aluminum ●
- AluGrey
- Stainless Steel ●
- Bronze

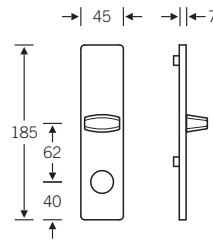
Lever only



## 1452 9001

- Aluminum ●
- AluGrey
- Stainless Steel ●
- Bronze

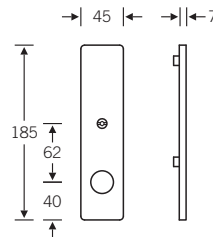
Cylinder Hole



## 1452 9002

- Aluminum ●
- AluGrey
- Stainless Steel ●
- Bronze

Thumbturn with 5 mm  
diamond spindle.



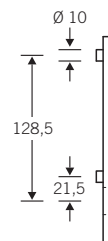
## 1452 9003

- Aluminum ●
- AluGrey
- Stainless Steel ●
- Bronze

Emergency Release

Escutcheon plates series 1452 to be installed with two screws per pair of plates, which are determined by door thickness.

- Screw 0314 0540 for DT 1 3/8"
- Screw 0314 0545 for DT 1 3/4"
- Screw 0314 0550 for DT 2"
- Screw 0314 0560 for DT 2 1/4"



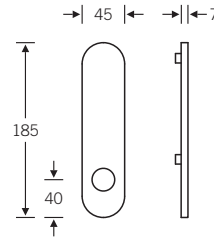
For ANSI mortise locks and tubular latches. Can be stacked with series HD or MD privacy deadbolt (requires custom strike).

Also available without lever hole for key x key applications.



# Escutcheon Plates 1453 Series

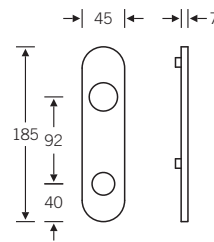
● FSB North American Stock Items  
(stocked in Natural Color Aluminum  
and Satin Stainless Steel only)



## 1453 9000

- Aluminum ●
- AluGrey
- Stainless Steel ●
- Bronze
- Brass

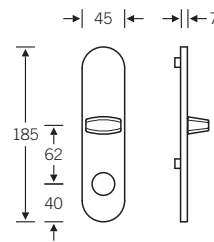
Lever only



## 1453 9001

- Aluminum ●
- AluGrey
- Stainless Steel ●
- Bronze
- Brass

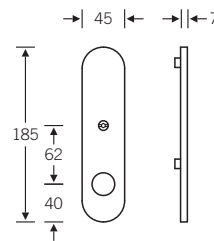
Cylinder Hole



## 1453 9002

- Aluminum ●
- AluGrey
- Stainless Steel ●
- Bronze
- Brass

Thumbturn with 5 mm  
diamond spindle.



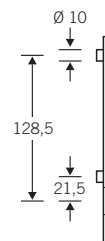
## 1453 9003

- Aluminum ●
- AluGrey
- Stainless Steel ●
- Bronze
- Brass

Emergency Release

Escutcheon plates series 1453 to be installed with two screws per pair of plates, which are determined by door thickness.

- Screw 0314 0540 for DT 1 3/8"
- Screw 0314 0545 for DT 1 3/4"
- Screw 0314 0550 for DT 2"
- Screw 0314 0560 for DT 2 1/4"

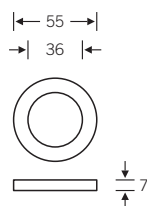


For ANSI mortise locks and tubular latches. Can be stacked with series HD or MD privacy deadbolt (requires custom strike).

Also available without lever hole for key x key applications.

# Cylinder Rings

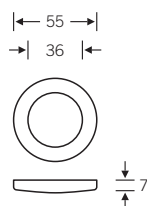
● FSB North American Stock Items  
(stocked in Natural Color Aluminum  
and Satin Stainless Steel only)



1735 2601

- Aluminum ●
- AluGrey
- Stainless Steel ●

Ø 2 3/16" (55 mm) × 1/4" (7 mm)



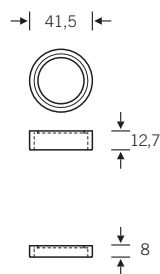
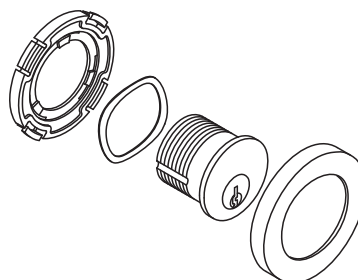
1708 2601

- Aluminum ●
- AluGrey
- Stainless Steel ●

Ø 2 3/16" (55 mm) × 1/4" (7 mm)

## Installation of cylinder ring with subrose

1. Insert cylinder through wave washer first and then through cylinder ring subrose.
2. Thread cylinder into lock case.
3. Verify cylinder head is flush with cylinder ring for security purposes.
4. Verify that the cylinder keyway is located on the bottom of the cylinder as illustrated.
5. Secure cylinder from rotating using cylinder set screw in lock case.
6. Clip on cylinder ring.



0450 9000

- Aluminum ●
- AluGrey
- Stainless Steel ●

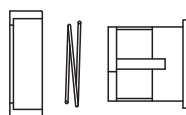
Ø 1 5/8" × 1/2"

0450 9001

Ø 1 5/8" × 5/16"

## Installation of solid cylinder collar

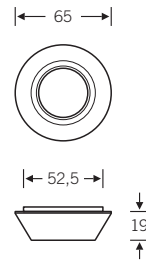
1. Insert cylinder through spring into cylinder ring.
2. Thread cylinder into lock case.
3. Verify cylinder head is flush with cylinder ring for security purposes.
4. Verify that the cylinder keyway is located on the bottom of the cylinder and that the keyway is positioned vertically as illustrated.
5. Secure cylinder from rotating using cylinder set screw in lock case.



For narrow style and cylinder by cylinder applications (mortise functions A, F, and N) on 1 3/8" and 1 3/4" door thickness.

# Keyed Deadbolt Cylinder Rings and Thumbturn

● FSB North American Stock Items  
(stocked in Natural Color Aluminum  
and Satin Stainless Steel only)

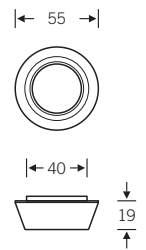


## 0450 9010

- Aluminum ●
- AluGrey
- Stainless Steel ●

Cylinder Ring  
Ø 2 3/16" (65 mm) × 3/4" (19 mm)

**For 2 1/8" borehole**

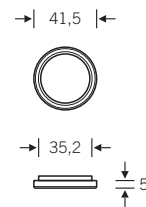


## 0450 9011

- Aluminum ●
- AluGrey
- Stainless Steel ●

Cylinder Ring  
Ø 2 3/16" (55 mm) × 3/4" (19 mm)

**For 1 5/8" borehole**

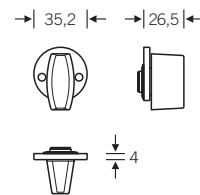


## 0450 9013

- Aluminum ●
- AluGrey
- Stainless Steel ●

Cylinder Extension Ring  
Ø 1 3/8" (35 mm) × 3/16" (5 mm)

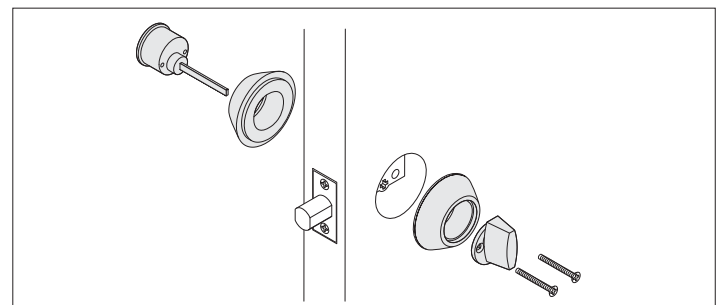
**For use on 1 3/8" thick doors for  
key × key applications**



## 0450 9012

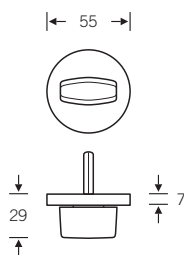
- Aluminum ●
- AluGrey
- Stainless Steel ●

To be combined with 0450 9010  
or 0450 9011 cylinder ring for  
key × turn applications.



# North American Thumbturns

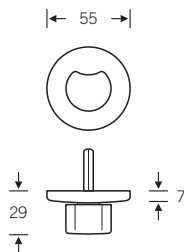
● FSB North American Stock Items (stocked in Natural Color Aluminum and Satin Stainless Steel only)



1744 0069

- Aluminum ●
- AluGrey
- Stainless Steel ●
- Bronze
- Brass

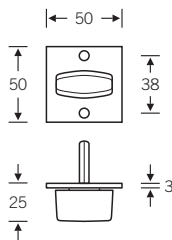
With 3/16" (5 mm) diamond spindle.



1709 7569

- Aluminum ●
- AluGrey
- Stainless Steel ●
- Brass

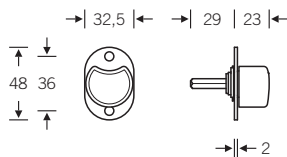
With 3/16" (5 mm) diamond spindle.



1796 9007

- Stainless Steel ●

With 3/16" (5 mm) diamond spindle.

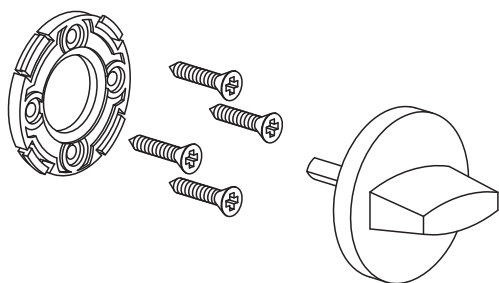


0418 9001

- Aluminum ●
- AluGrey
- Stainless Steel ●

Narrow style thumbturn

With 3/16" (5 mm) diamond spindle.

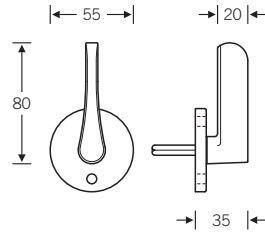


### Installing a thumbturn with subrose (1744 0069 or 1709 7569)

1. Insert the alignment tool (illustrated p. 115) provided with the lockset into the thumbturn hub of the lock.
2. Mark the location of all four screws.
3. Fasten subrose with clip pointing downwards using the four screws provided.
4. Push thumbturn spindle into the lock and clip unit onto the subrose.
5. Check action by throwing bolt.

● FSB North American Stock Items  
(stocked in Natural Color Aluminum  
and Satin Stainless Steel only)

# ADA Thumbturn



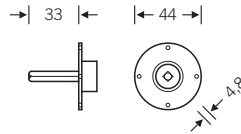
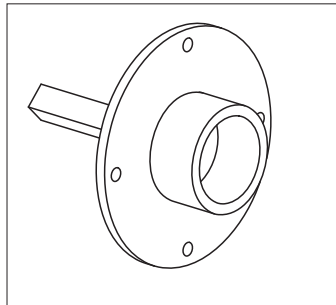
**1744 9001**



- Aluminum ●
- AluGrey
- Stainless Steel ●

ADA compliant for disabled persons.

With 3/16" (5 mm) diamond spindle.



**0423 9001**

Alignment tool

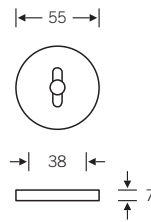
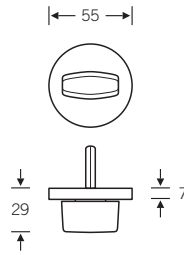
To be used with all FSB Thumbturns and Turn and Release Sets which have a 3/16" (5 mm) diamond spindle.

Proper alignment of the FSB thumbturn subrose over the hub of the mortise lock or tubular latch is critical. Mis-alignment of the subrose can result in deadbolt malfunction once the thumbturn is snapped in place.

To avoid this issue from occurring, please use the thumbturn alignment tool provided in every appropriate FSB lockset or deadbolt set to mark the locations of the screws before fastening.

# North American Turn and Release Sets

● FSB North American Stock Items  
(stocked in Natural Color Aluminum  
and Satin Stainless Steel only)

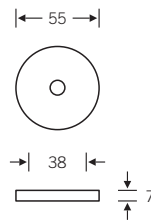
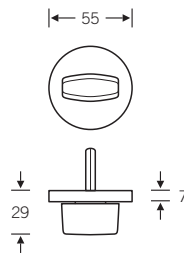


## 1744 0059

- Aluminum ●
- AluGrey
- Stainless Steel ●
- Bronze
- Brass

Thumbturn and  
Emergency Release  
(with Indicator)

With  $\frac{3}{16}$ " (5 mm) diamond  
spindle.



## 1744 0060

- Aluminum ●
- AluGrey
- Stainless Steel ●
- Bronze
- Brass

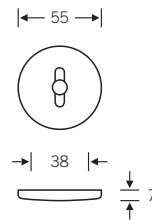
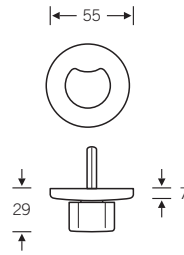
Thumbturn and  
Emergency Release  
(without Indicator)

With  $\frac{3}{16}$ " (5 mm) diamond  
spindle.

Standard spindle projection  
valid for door thickness  $1\frac{3}{8}$ " to  
 $2\frac{1}{4}$ ". Extended length spindles  
available on request.

# North American Turn and Release Sets

● FSB North American Stock Items  
(stocked in Natural Color Aluminum  
and Satin Stainless Steel only)

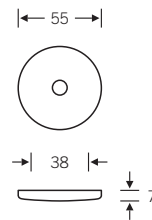
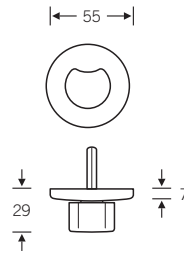


## 1709 7559

- Aluminum ●
- AluGrey
- Stainless Steel ●
- Brass

Thumbturn and  
Emergency Release  
(with Indicator)

With 3/16" (5 mm) diamond  
spindle.



## 1709 7560

- Aluminum ●
- AluGrey
- Stainless Steel ●
- Brass

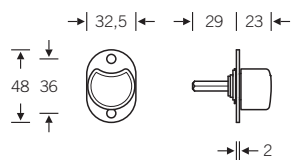
Thumbturn and  
Emergency Release  
(without Indicator)

With 3/16" (5 mm) diamond  
spindle.

Standard spindle projection  
valid for door thickness 1 3/8" to  
2 1/4". Extended length spindles  
available on request.

# North American Turn and Release Sets

● FSB North American Stock Items  
(stocked in Natural Color Aluminum  
and Satin Stainless Steel only)



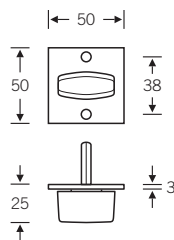
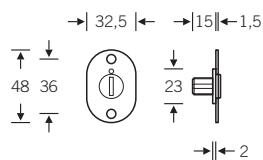
## 0418 9002

- Aluminum ●
- AluGrey
- Stainless Steel ●

Thumbturn and  
Emergency Release  
(with Indicator)

With  $\frac{3}{16}$ " (5 mm) diamond  
spindle.

For narrow style doors with less  
than a  $1\frac{3}{4}$ " style, special thumb-  
turns and emergency releases  
must be used to avoid the trim  
from interfering with the stop of  
the frame.

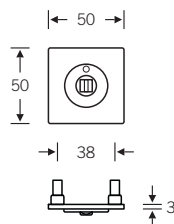


## 1796 9008

- Aluminum ●
- AluGrey
- Stainless Steel ●

Thumbturn and  
Emergency Release  
(with Indicator)

With  $\frac{3}{16}$ " (5 mm) diamond  
spindle.

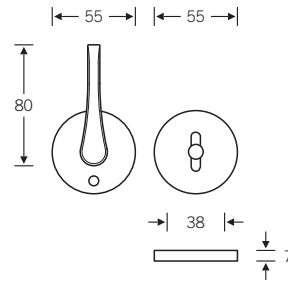


Standard spindle projection  
valid for door thickness  $1\frac{3}{8}$ " to  
 $2\frac{1}{4}$ ". Extended length spindles  
available on request.



# ADA Turn and Release Sets

● FSB North American Stock Items  
(stocked in Natural Color Aluminum  
and Satin Stainless Steel only)



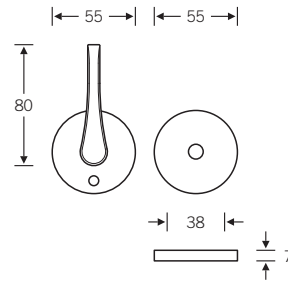
1744 9002



- Aluminum ●
- AluGrey
- Stainless Steel ●

ADA Privacy Set with Thumb-turn and Emergency Release (with Indicator)

With 3/16" (5 mm) diamond spindle.



1744 9003



- Aluminum ●
- AluGrey
- Stainless Steel ●

ADA Privacy Set with Thumb-turn and Emergency Release (without Indicator)

With 3/16" (5 mm) diamond spindle.

Standard spindle projection valid for door thickness 1 3/8" to 2 1/4". Extended length spindles available on request.

## Introduction European Trim

---








One of FSB's best attributes is the ability to combine almost every lever with almost every rose and escutcheon plate.

















We have separated the trim designs into two categories, North American and European trim.

















On the European trim overview page, we show all standard trim available from FSB. Only a few of these products are stocked in our North American distribution facility in natural color anodized aluminum and satin stainless steel. We indicate stock status on both on the overview page as well as when each item is shown in detail.

Some of this trim can be modified to be compatible with our North American locking systems, and some cannot. Consult with our technical department to determine the possibilities. In addition, most of these products are compatible with a variety of European multi-point and mortise locks made by other manufacturers.

# European Trim

- Base Material
-  Aluminum
  -  AluGrey
  -  Stainless Steel
  -  Bronze
  -  Brass
  -  Alu + Color
-  FSB North American Stock Items (stocked in Natural Color Aluminum and Satin Stainless Steel only)

1731  Page 122 	1707  Page 122 	1731 2111  Page 123 	1707 2111  Page 123 	1718  Page 140 	1758  Page 140 	1752  Page 142 	1795 0201  Page 127 
--	--	---	---	--	--	--	---

1735  Page 122 	1708  Page 122 	1719  Page 140 	1757  Page 140 	1768  Page 141 	1729  Page 141 	1717   1755  Page 142 	1796 0210  Page 127 
--	--	--	--	--	--	---	---

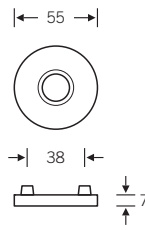
1450 03  Page 130 	1410 03  Page 131 	1451 03  Page 132 	1418 03  Page 133 	1416  Page 135 	1417  Page 135 	1431  Page 134 	1432  Page 136 
--	--	--	--	---	---	---	---

1433  Page 137 	1454  Page 128 	1455  Page 128 	1483 03  Page 138 	1488 03  Page 139 	1550  Page 142 
--	--	--	---	---	--

1735 0054  Page 124 	1735 6054  Page 124 	1708 7554  Page 124 	1708 xx54  Page 124 	1732 0054  Page 125 	1735 7654  Page 125 	1708 7654  Page 125 	1796 1254  Page 127 
---	---	---	---	---	---	---	---

# Lever Roses European Cylinder Ring

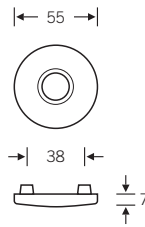
● FSB North American Stock Items  
(stocked in Natural Color Aluminum  
and Satin Stainless Steel only)



1731

without lugs 1743

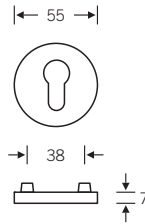
- Aluminum ●
- AluGrey
- Stainless Steel ●
- Bronze
- Brass



1707

without lugs 1705

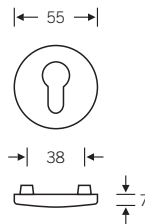
- Aluminum ●
- AluGrey
- Stainless Steel ●
- Brass



1735

without lugs 1744

- Aluminum ●
- AluGrey
- Stainless Steel ●
- Bronze
- Brass

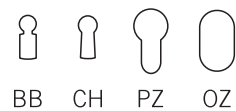


1708

without lugs 1709

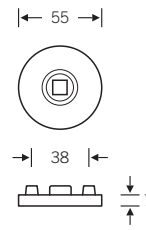
- Aluminum ●
- AluGrey
- Stainless Steel ●
- Brass

Keyholes



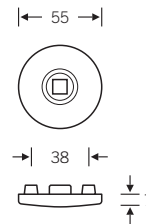
# Lever Roses with spring mechanism

● FSB North American Stock Items (stocked in Natural Color Aluminum and Satin Stainless Steel only)



1731 2111

- Aluminum ●
- AluGrey
- Stainless Steel ●
- Bronze
- Brass



1707 2111

- Aluminum ●
- AluGrey
- Stainless Steel ●
- Brass



FSB has built coil springs into the sub-roses to return handles to the horizontal position. FSB roses with positive mechanisms are ideal for the job of modernizing doors if, for instance, replacing the old locks would be too laborious or in a situation in which the lock still functions well but the lock spring no longer holds the handle in position

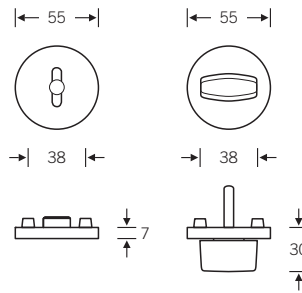
properly, causing it to develop unsightly “sag”. The restoring force in the spring is sufficient to keep even solid lever handles of considerable weight – e.g. those made of brass or bronze – lastingly in position.

The rose’s metal caps are supported on a glass-fibre-reinforced base that features two lugs in the fastening area. A positive mechanism is built into the base. The roses are used in pairs, with a righthand (green cover) and a lefthand (red cover) version which are through-bolted. Restoration of the carrier plate is ensured by means of coil

springs and is infallible as a result. The angle of rotation is 25°. Fitted in conjunction with a set of lever handles, this trim is indistinguishable from its standard counterpart.

# European Privacy Trim

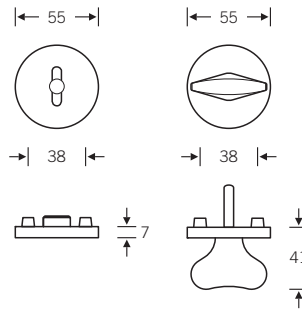
● FSB North American Stock Items  
(stocked in Natural Color Aluminum and Satin Stainless Steel only)



**1735 0054**  
without lugs 1744 0054

- Aluminum ●
- AluGrey
- Stainless Steel ●
- Bronze
- Brass

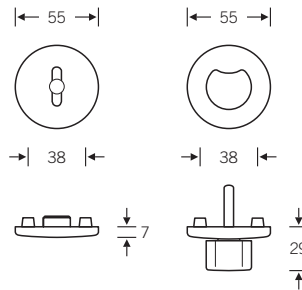
With 8 mm square spindle.



**1735 6054**  
without lugs 1744 6054

- Aluminum
- AluGrey

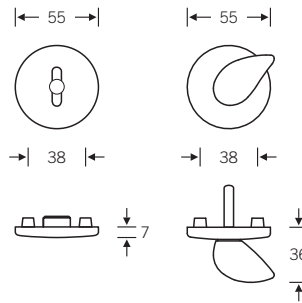
With 8 mm square spindle.



**1708 7554**  
without lugs 1709 7554

- Aluminum ●
- AluGrey
- Stainless Steel ●
- Brass

With 8 mm square spindle.



**1708 xx54**  
xx = 43 (r. h.) or 53 (l. h.)

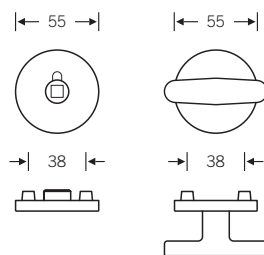
- Aluminum

Aluminum Natural Color  
Anodized only

With 8 mm square spindle.

Available without indicator on special request.

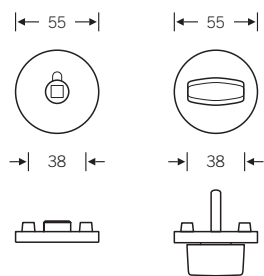
# European Privacy Trim



1732 0054

- Aluminum
- AluGrey
- Stainless Steel

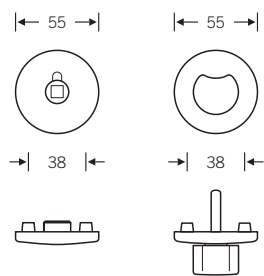
through fixing



1735 7654

without lugs 1744 7654

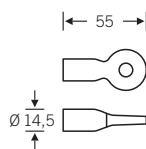
- Aluminum
- AluGrey
- Stainless Steel



1708 7654

without lugs 1709 7654

- Aluminum
- AluGrey
- Stainless Steel



3464

- Aluminum

Inquiries are often received from retailers concerning privacy trim for heavy-duty bathroom and dressing room applications with a heavy duty emergency release on the outside.

An FSB set devised for such special circumstances features a thumbturn on the inside and a special emergency release.

The emergency release on the outside can be opened by authorised persons only (by use of special key as shown above) even with resistance from the inside.

## Cut Escutcheon Plates



Architectural trends such as those advocating that technical or design elements be kept as flush as possible have really driven demand for cut escutcheon plates.

FSB utilizes leading-edge laser production technology allowing it to manufacture almost any shape that can be represented as a vectorized file and is not larger than 47" x 98" (1,200 x 2,500 mm) in size as a cut escutcheon plate.

You will find a selection of minimalist escutcheon plates and roses as a starting point here which, so we believe, adhere very closely to the trend referenced above due to their being 3 mm thick and 35 mm wide, but which are nevertheless merely intended as initial suggestions. Escutcheon plates and roses 3 mm thick are furnished with a spacer ring in solid stainless steel. FSB additionally offers to supply cut escutcheon plates in custom designs.

Please note the technical information on Page 129 when ordering.

When ordering custom designs, please first send us a dimensioned drawing. We will then furnish you with a counterdrawing for verification purposes together with a price quote.

FSB supplies cut escutcheon plates and roses either with

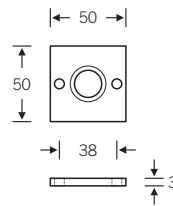
- visible fixing on both sides
- visible or concealed fixing on one side (concealed fixing by means of weld-on threaded bushings that double as reinforcement lugs)





# Cut Roses

● FSB North American Stock Items (stocked in Natural Color Aluminum and Satin Stainless Steel only)

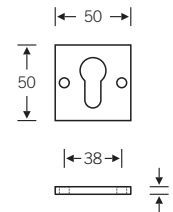


## 1795 xx01

xx = 01 (visible fixing, both sides)  
xx = 02 (concealed fixing, one side)

■ Stainless Steel ●

38 mm center-to-center

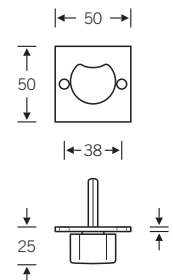


## 1796 xx10

xx = 01 (visible fixing, both sides)  
xx = 02 (concealed fixing, one side)

■ Stainless Steel

38 mm center-to-center



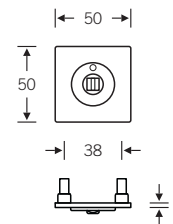
## 1796 1254

Supplied with concealed fixing outside only.

■ Stainless Steel ●

38 mm center-to-center

Thumbturn and Emergency Release (with Indicator)



Furniture may incorporate non-detachable lever handles; please indicate FSB model required when ordering.

With 8 mm square spindle.



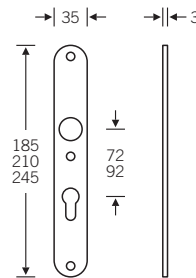
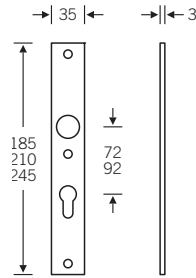
3 mm: sliding bearing with stainless steel spacer ring

### Fastening methods:

concealed fixing on one side by means of welded-on stainless steel threaded bushings on the reverse face that also act as reinforcements, stainless steel recessed head screws.

Visible fixing on both sides by means of stainless steel recessed head screws.

# Cut Escutcheon Plates



**1454 xx**  
rectangular, 35 × 185 mm

**1456 xx**  
rectangular, 35 × 210 mm

**1458 xx**  
rectangular, 35 × 245 mm

xx = 01 (visible fixing, both sides)  
xx = 02 (concealed fixing, one side)

■ Stainless Steel

**1455 xx**  
round, 35 × 185 mm

**1457 xx**  
round, 35 × 210 mm

**1459 xx**  
round, 35 × 245 mm

xx = 01 (visible fixing, both sides)  
xx = 02 (concealed fixing, one side)

■ Stainless Steel

Figure left:  
3 mm thick, concealed fixing on one side, with stainless steel spacer ring



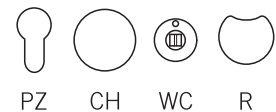
### Fastening methods:

concealed fixing on one side by means of welded-on stainless steel threaded bushings on the reverse face that also act as reinforcements, stainless steel recessed head screws.

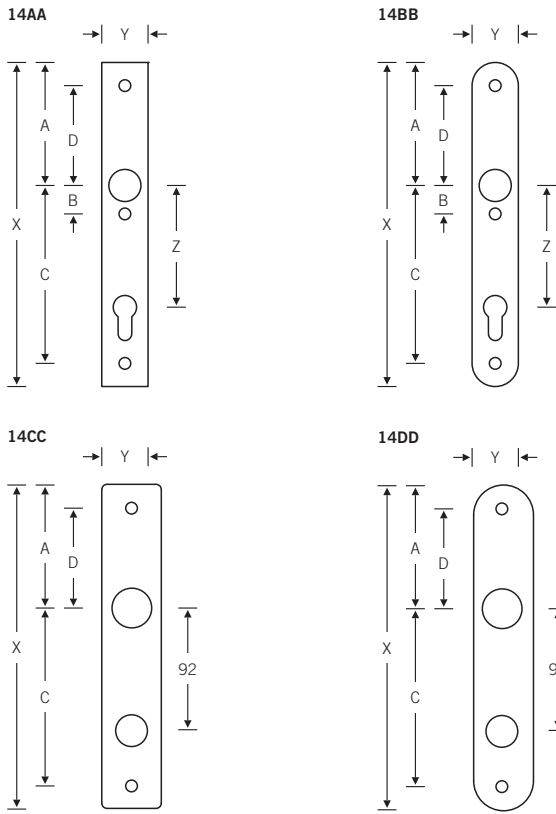
Visible fixing on both sides by means of stainless steel recessed head screws.

Available with 72 mm center-to-center for European mortise locks and 92 mm center-to-center for European multipoint and narrow style mortise locks.

### Keyholes and Bathroom/WC version



# Custom Escutcheons



## European Escutcheon 14xx

■ Stainless Steel  
 xx = AA (rectangular)  
 xx = BB (rounded)

If two through bolting locations are desired, simply place an x in the box for dimension B, C or D below.

## North American Escutcheon 14xx

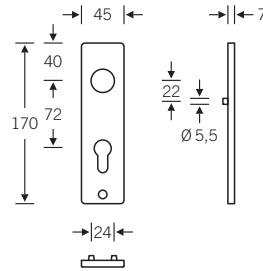
■ Stainless Steel  
 xx = CC (rectangular)  
 xx = DD (rounded)

Fax to 203-404-4710 for special order and price quote.

	European Escutcheon		North American Escutcheon	
	14AA	14BB	14CC	14DD
Length X				
Width Y				
Dimension A				
Dimension B				
Dimension C				
Dimension D				
Center-to center Z			3 5/8" (92 mm)	3 5/8" (92 mm)
Cylinder Type	PZ-Cylinder	PZ-Cylinder	US-Cylinder	US-Cylinder
Fastening method	<input type="checkbox"/> concealed* <input type="checkbox"/> visible	<input type="checkbox"/> concealed* <input type="checkbox"/> visible	<input type="checkbox"/> concealed* <input type="checkbox"/> visible	<input type="checkbox"/> concealed* <input type="checkbox"/> visible

\* = concealed fixing one side only

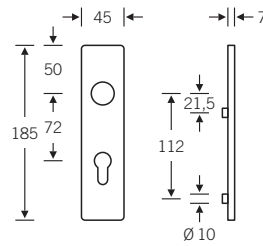
# European Escutcheon Plates



1402

- Aluminum
- Stainless Steel

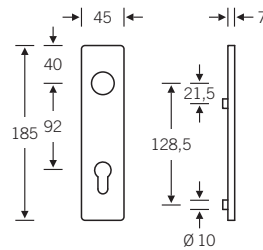
Distance 72 mm visible fixing



1450 03

- Aluminum
- AluGrey
- Stainless Steel
- Bronze

Distance 72 mm concealed fixing

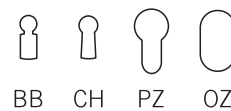


1452 03

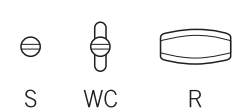
- Aluminum
- AluGrey
- Stainless Steel
- Bronze

Distance 92 mm concealed fixing

## Keyholes

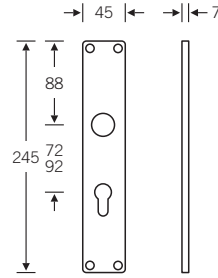


## Bathroom/WC version



# European Escutcheon Plates

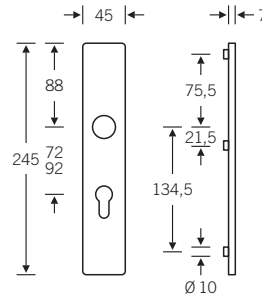
● FSB North American Stock Items (stocked in Natural Color Aluminum and Satin Stainless Steel only)



## 1410

- Aluminum
- Stainless Steel

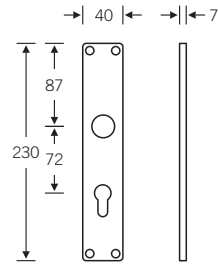
Distance 72 + 92 mm visible fixing



## 1410 03

- Aluminum ●
- AluGrey
- Stainless Steel ●
- Bronze

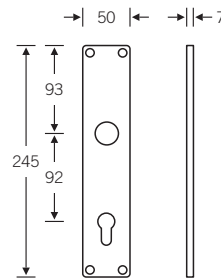
Distance 72 + 92 mm concealed fixing



## 1407

- Aluminum

Distance 72 mm visible fixing

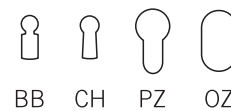


## 1445

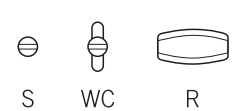
- Aluminum

Distance 92 mm visible fixing

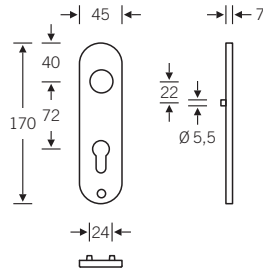
### Keyholes



### Bathroom/WC version



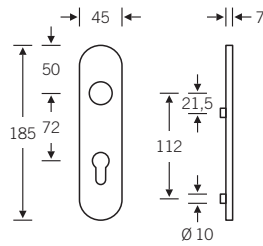
# European Escutcheon Plates



1415

- Aluminum
- Stainless Steel

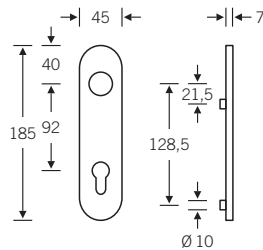
Distance 72 mm visible fixing



1451 03

- Aluminum
- AluGrey
- Stainless Steel

Distance 72 mm concealed fixing

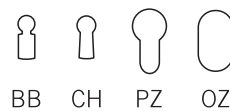


1453 03

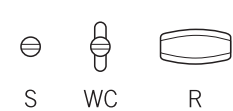
- Aluminum
- Stainless Steel

Distance 92 mm concealed fixing

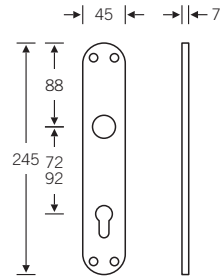
## Keyholes



## Bathroom/WC version



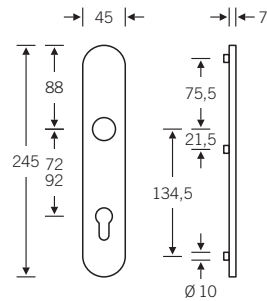
# European Escutcheon Plates



1418

- Aluminum
- Stainless Steel

Distance 72 + 92 mm  
visible fixing

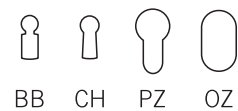


1418 03

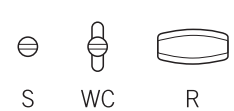
- Aluminum
- AluGrey
- Stainless Steel
- Bronze
- Brass

Distance 72 + 92 mm  
concealed fixing

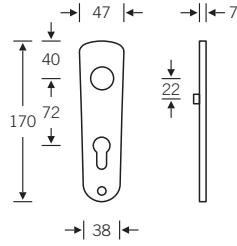
Keyholes



Bathroom/WC version



# European Escutcheon Plates

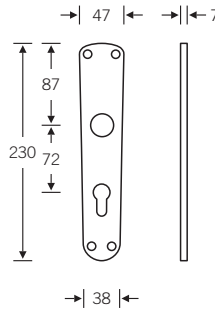


1431

■ Aluminum

Distance 72 mm

Design: Johannes Potente



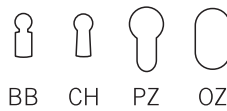
1436

■ Aluminum

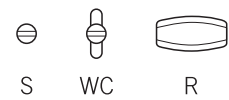
Distance 72 mm

Design: Johannes Potente

Keyholes

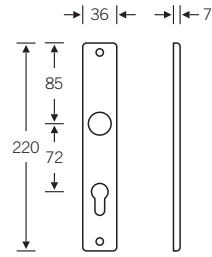


Bathroom/WC version





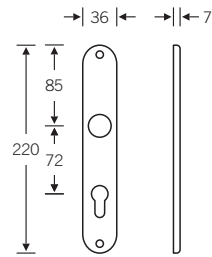
# European Escutcheon Plates



1416

- Aluminum
- Stainless Steel

Distance 72 mm



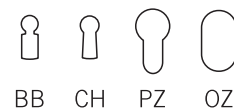
1417

- Aluminum
- Stainless Steel

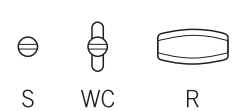
Distance 72 mm

Available with distance 92 mm on special request.

Keyholes

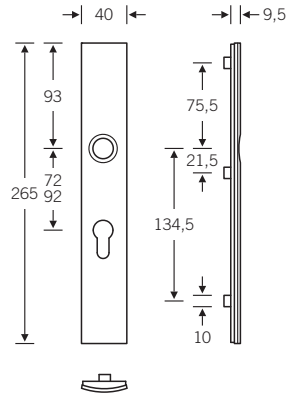


Bathroom/WC version



# European Escutcheon Plates

● FSB North American Stock Items  
(stocked in Natural Color Aluminum and Satin Stainless Steel only)



## 1432

■ Stainless Steel ●

Distance 72 + 92 mm

A while ago Hartmut Weise presented the market with arching roses (1707) as an alternative to the angular design of flat roses.

He has now followed up with a slightly arching escutcheon plate in stainless steel that rests on a plastic base so as to seemingly hover on the door.

1432 cannot be combined with ANSI mortise locks.

Keyholes



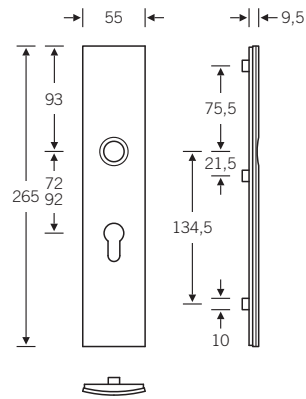
BB PZ

Bathroom/WC version



S WC R

# European Escutcheon Plates



## 1433

- Aluminum
- AluGrey
- Stainless Steel

Distance 72 + 92 mm

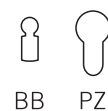
1433 is the larger equivalent of the familiar 1432 escutcheon plate by Hartmut Weise.

Especially developed for renovation work, it measures 55 mm across and is hence ideal for covering over traces of the previous fitting.

Set off by a black base, this slightly curving backplate for concealed fixing to doors somehow appears to "hover" in space.

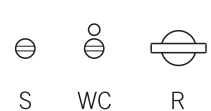
1433 cannot be combined with ANSI mortise locks.

Keyholes



BB PZ

Bathroom/WC version



S WC R

# European Escutcheon Plates Radius Corners 12 mm

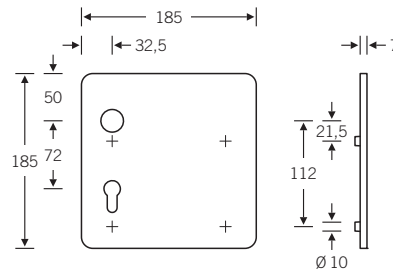


1483 03

- Aluminum
- AluGrey
- Stainless Steel

Radius corners 12 mm

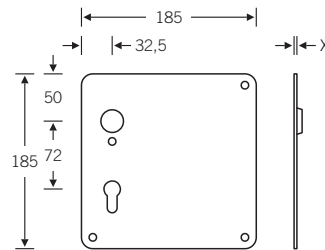
1483 03 cannot be combined with ANSI mortise locks.



1485 01

- Aluminum (x = 3 mm)
- Stainless Steel (x = 2 mm)

Radius corners 12 mm



## Square escutcheon plates

The FSB escutcheon plate program embraces items for both concealed and visible fixing, radiused corners or square corners.

In addition FSB offers “nibbled” or laser cut customized escutcheon plate for visible fixing. Please send dimensioned drawings. We will submit our own drawings and a quote in return.

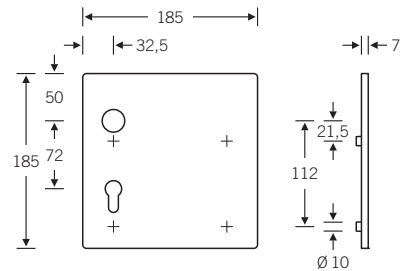
# European Escutcheon Plates Radius Corners 4 mm

## 1488 03

- Aluminum
- AluGrey
- Stainless Steel

Radius corners 4 mm

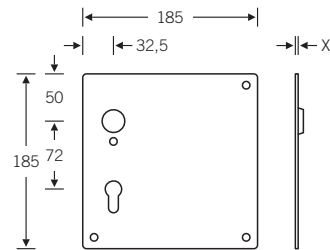
1488 03 cannot be combined with ANSI mortise locks.



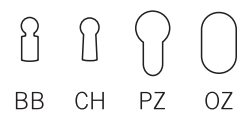
## 1486 01

- Aluminum (x = 3 mm)
- Stainless Steel (x = 2 mm)

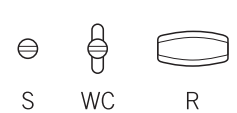
Radius corners 4 mm



### Keyholes

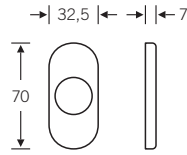


### Bathroom/WC version



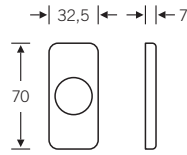
# Narrow Lever Roses Narrow European Cylinder Rings

● FSB North American Stock Items  
(stocked in Natural Color Aluminum  
and Satin Stainless Steel only)



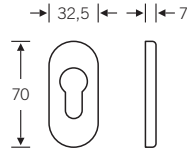
1758

- Aluminum ●
- AluGrey
- Stainless Steel ●
- Bronze



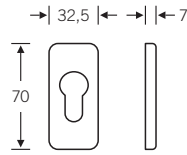
1718

- Aluminum
- Stainless Steel



1757

- Aluminum
- AluGrey
- Stainless Steel
- Bronze

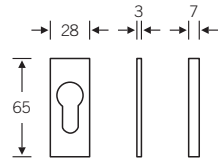


1719

- Aluminum
- Stainless Steel

c:c screwholes 50 mm,  
for countersunk screws M5

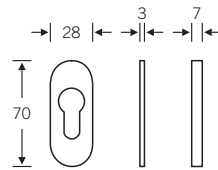
# Self adhesive European Cylinder Rings



**1768** 3 mm

**1769** 7 mm

- Aluminum
- Stainless Steel
- Alu + Color

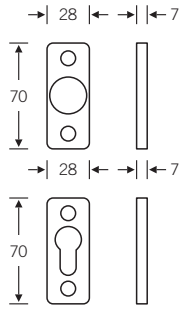


**1729** 3 mm

**1730** 7 mm

- Aluminum
- Stainless Steel
- Alu + Color

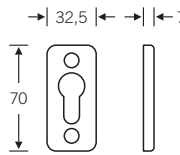
# European Rose, Cylinder Rings and Escutcheon Plate



1752  
1755

- Aluminum
- Stainless Steel
- Alu + Color

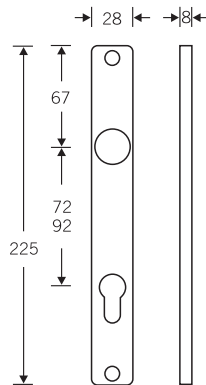

c:c screwholes 50 mm,  
for countersunk screws M5



1717

- Aluminum
- Stainless Steel
- Alu + Color

c:c screwholes 50 mm,  
for countersunk screws M5




1550

- Aluminum
- Stainless Steel

c:c screwholes 210 mm,  
for countersunk screws M4







North America

1 Bishop Lane  
Madison, CT 06443

Tel 203 404 4700  
Fax 203 404 4710

[www.fsbna.com](http://www.fsbna.com)  
[info@fsbna.com](mailto:info@fsbna.com)

© FSB. All Rights Reserved.